

असम विश्वविद्यालय, सिलचर
(संसद के अधिनियम तेरह वर्ष 1989 के अन्तर्गत स्थापित एक केंद्रीय विश्वविद्यालय)

ASSAM UNIVERSITY, SILCHAR

(A Central University Constituted Under Act XIII of 1989)



वार्षिक लेखा
वर्ष 2008-2009 के लिए
ANNUAL ACCOUNT
FOR THE YEAR 2008-2009

8.	SCHEDULE IV: Fixed Assets		20-27
i.	SCHEDULE IVA	: Fixed Assets - Plan	21
ii.	SCHEDULE IVB	: Fixed Assets - Non Plan	22
iii.	SCHEDULE IVC	: Fixed Assets - Mobilized Resource Fund	23
iv.	SCHEDULE IVD	: Fixed Assets - Sponsored Projects	24
v.	SCHEDULE IVE	: Fixed Assets - Diphu Campus	25
vi.	SCHEDULE IVF & IVG	: Fixed Assets - School of Technology & OBC	26
vii.	SCHEDULE IVH	: Fixed Assets - NLCPR	27
9.	SCHEDULE V: Investments		28 - 33
i.	SCHEDULE VA	: Endowment Fund Investment	29-30
ii.	SCHEDULE VB	: Mobilized Resource Fund Investment	31
iii.	SCHEDULE VC	: Pension Fund Investment	31
iv.	SCHEDULE VD	: Other Fund Investment	32-33
10.	SCHEDULE VI: Current Assets, Loans & Advances		34 - 35
11.	Attachment A: Closing Bank Balances		36-37
13.	SCHEDULE VII: Income from Grants received during the year		38
14.	SCHEDULE VIII: Academic Receipts		39
15.	SCHEDULE IX: Interest Earned		40
16.	SCHEDULE X: Other Income		41

17.	SCHEDULE XI: Prior Period Income	42
18.	SCHEDULE XII: Establishment Expenses	43
19.	SCHEDULE XIII: Academic Expenses	44
21.	SCHEDULE XIV: Administrative Expenses	45
22.	SCHEDULE XV: Repairs & Maintenance	46
23.	SCHEDULE XVI: Prior Period Expenses	47
24.	SCHEDULE XVII: Significant Accounting Policies	48-54
25.	SCHEDULE XVIII: Notes on Accounts	52 - 53
26.	Receipts & Payments Account	54 - 63
	i. SCHEDULE XIX : Grants-in-aid	55
	ii. SCHEDULE XX : Interest Earned	56
	iii. SCHEDULE XXI : Academic Receipts	57
	iv. SCHEDULE XXII : Other Receipts	58
	v. SCHEDULE XXIII : Academic Expenses	59
	vi. SCHEDULE XXIV : Administrative Expenses	60
	vii. SCHEDULE XXV : Establishment Expenses	61
	viii. SCHEDULE XXVI : Repair maintenance	62
	ix. SCHEDULE XXVII : Other Payments	63
27.	General Provident Fund Account	64-66
28.	Contributory Provident Fund Account	67-69
29.	New Pension Scheme Account	70

ASSAM UNIVERSITY, SILCHAR - ANNUAL ACCOUNTS 2008-09

INDEX

SL. NO. PARTICULARS

PAGE

1.	Balance Sheet	
2.	Income & Expenditure Account	
	<u>SCHEDULES</u>	
3.	SCHEDULE I: Capital Fund	
4.	SCHEDULE II: Earmarked / Endowment Funds	
	i. SCHEDULE IIA : Endowment Funds	
	ii. SCHEDULE IIB : House Building Advance Fund	
	iii. SCHEDULE IIC : Mobilized Resource Fund	
	iv. SCHEDULE IID : Pension Fund	
	v. SCHEDULE IIE : University Development Fund	
	vi. SCHEDULE IIAA : Endowment Funds	
5.	SCHEDULE III: Current Liabilities & Provisions	
6.	SCHEDULE III.A(5): Sponsored Projects	
7.	SCHEDULE IIIA(6): Unutilized Grants from UGC & Govt. of India, carried forward	

ASSAM UNIVERSITY, SILCHAR

BALANCE SHEET AS ON 31st MARCH 2009

Capital Fund and Liabilities:

Amount in Rupees


	Schedule	Current year	Previous Year
Capital Fund	I	769,348,669.67	457,827,567.36
Earmarked / Endowment Funds	II	51,350,335.90	126,789,688.40
Current Liabilities & Provisions	III	595,853,551.32	511,316,683.41
Total		1,416,552,556.89	1,095,933,939.17
Assets:			
Fixed Assets	IV	674,312,772.79	536,816,381.79
Investments [Earmarked / Endowment Funds]	V	291,239,697.00	23,802,773.00
Current Assets, Loans & Advances	VI	451,000,087.10	535,314,784.38
Total		1,416,552,556.89	1,095,933,939.17

Significant Accounting Policies

XVII

Notes on Accounts

XVIII


FINANCE OFFICER

ASSAM UNIVERSITY, SILCHAR

INCOME AND EXPENDITURE ACCOUNTS FOR THE YEAR ENDED 31st MARCH 2009

Amount in Rupees

	Schedule	Current year	Previous year
A. Income:			
Grants-in-aid from Government	VII	252,293,082.49	154,452,158.00
Academic receipts	VIII	34,539,839.00	23,622,906.00
Interest earned	IX	2,252,645.00	1,510,617.00
Other Income	X	1,200,896.00	1,071,369.00
Prior Period Income	XI	139,570.27	2,261,322.00
Excess of Expenditure over Income transferred to Capital Fund		0.00	4,470,649.04
Total (A)		290,426,032.76	187,389,021.04
B. Expenditure:			
Establishment expenses	XII	184,061,269.00	111,539,388.00
Academic expenses	XIII	22,965,368.00	11,665,173.00
Administrative expenses	XIV	35,756,966.45	27,397,229.04
Repairs and Maintenance	XV	8,497,180.00	8,709,910.00
Depreciation	IV	37,066,751.00	28,077,321.00
Prior Period expenditure	XVI	309,571.00	0.00
Excess of Income over Expenditure transferred to Capital Fund		1,768,927.31	0.00
Total (B)		290,426,032.76	187,389,021.04

Significant Accounting Policies

XVII

Notes on Accounts

XVIII



FINANCE OFFICER

ASSAM UNIVERSITY, SILCHAR

SCHEDULE FORMING PART OF THE BALANCE SHEET AS ON 31ST MARCH 2009

SCHEDULE I : Capital Fund

PARTICULARS	Amount in Rupees	
	Current Year	Previous Year
Opening Balance at the beginning of the year	457,827,567.36	299,368,743.40
Add:		
1. Grants utilised on account of Capital Expenditure	174,620,946.00	162,803,193.00
2. Capital Expenditure from Mobilised Resource Fund	0.00	126,280.00
3. Adjustment of:		
a) Provision for Leave encashment	21,427,686.00	0.00
b) Provision for Gratuity	23,903,409.00	0.00
c) Provision for Pension	89,800,134.00	0.00
4. Excess of Income over Expenditure transferred from Income & Expenditure A/c	1,768,927.31	(4,470,649.04)
Balance at the year end	769,348,669.67	457,827,567.36



FINANCE OFFICER

ASSAM UNIVERSITY, SILCHAR

SCHEDULE FORMING PART OF THE BALANCE SHEET AS ON 31ST MARCH 2009

SCHEDULE II: Earmarked/Endowment Fund


SL-NO.	Name of the Fund	Sub Sch. No.	Particulars			Closing Balance	
			Opening balance	Addition	Application	Current Year	Previous Year
1	Endowment Funds	IIA	1,043,822.23	134,690.50	36,593.00	1,141,919.73	1,043,822.23
2	HBA Funds	IIB	3,967,477.48	10,321,098.00	1,139,975.00	13,148,600.48	3,967,477.48
3	Mobilised Resource Funds	IIC	9,804,485.98	1,526,994.00	28,414.00	11,303,065.98	9,804,485.98
4	Pension Funds	IID	111,124,492.00	3,098,958.00	89,800,134.00	24,423,316.00	111,124,492.00
5	University Development Fund	IIE	849,410.71	484,023.00	0.00	1,333,433.71	849,410.71
	Total		126,789,688.40	15,565,763.50	91,005,116.00	51,350,335.90	126,789,688.40


FINANCE OFFICER

ASSAM UNIVERSITY, SILCHAR

Schedule IIA: Endowment Funds


	Amount in rupees	
	Current year (2008-09)	Previous year (2007-08)
Opening Balance	1,043,822.23	1,009,084.73
Addition during the year:		
a. Interest on Investment & Savings A/C	34,690.50	29,720.25
b. Interest accrued but not due	0.00	22,082.50
c. Donation Received	100,000.00	50,000.00
TOTAL	1,178,512.73	1,110,887.48
Application of Funds:		
Revenue Expenditure	36,593.00	67,065.25
TOTAL	36,593.00	67,065.25
Closing Balance	1,141,919.73	1,043,822.23
Closing balance represented by		
Bank Balance	365,419.73	344,601.73
Investments	776,500.00	676,500.00
Accrued Interest on Investment	0.00	42,720.50
Due to Non-Plan		(20,000.00)
TOTAL	1,141,919.73	1,043,822.23


FINANCE OFFICER

ASSAM UNIVERSITY, SILCHAR

SCHEDULE IIB: House Building Advance Funds

	Amount in rupees	
	Current year (2008-09)	Previous year (2007-08)
Opening balance	3,967,477.48	3,212,908.48
Addition during the year:		
a. Interest on Savings A/C	31,068.00	14,223.00
b. Interest accrued but not due	700,426.00	764,421.00
c. Recovery of Advance	874,324.00	748,205.00
d. Outstanding HBA Recovery	8,715,280.00	0.00
TOTAL	14,288,575.48	4,739,757.48
Application of Funds:		
a. Advance Given	1,139,975.00	771,000.00
b. Rectification of Advance	0.00	1,280.00
TOTAL	1,139,975.00	772,280.00
Closing balance	13,148,600.48	3,967,477.48
Closing balance represented by:		
a. Bank balance	606,724.48	769,566.48
b. Accrued Interest on Investment	3,898,337.00	3,197,911.00
c. Outstanding HBA Advances	8,643,539.00	0.00
TOTAL	13,148,600.48	3,967,477.48


FINANCE OFFICER

ASSAM UNIVERSITY, SILCHAR


SCHEDULE IIC: Mobilised Resource Fund

Amount in rupees

	Current year (2008-09)	Previous year (2007-08)
A) Opening Balance:	9804485.98	9,063,523.98
B) Addition during the year:		
1. Interest on Investment & Savings A/C	164,829.00	284,035.00
2. Interest accrued but not due	434,325.00	158,377.00
3. Income from Investment of Project Fund	574,640.00	353,382.00
4. Overhead Charges from Project A/C	353,200.00	91,308.00
TOTAL (A+B)	11,331,479.98	9,950,625.98
C) Application of Funds:		
1. Capital Expenditure	0.00	126,280.00
2. Revenue expenses for sponsored Projects	28,414.00	19,860.00
TOTAL (C)	28,414.00	146,140.00
Closing Balance (A+B-C)	11,303,065.98	9,804,485.98

Closing balance represented by:

Bank Balance	4,194,827.98	4,181,384.98
Investments	5,562,320.00	5,011,062.00
Accrued Interest on Investment	592,702.00	158,377.00
Due from Sponsored Project	953,216.00	333,662.00
Advances	0.00	120,000.00
TOTAL	11,303,065.98	9,804,485.98


FINANCE OFFICER

ASSAM UNIVERSITY, SILCHAR


SCHEDULE IID: Pension Fund

Amount in rupees

	Current year (2008-09)	Previous year (2007-08)
Opening Balance	111,124,492.00	110,256,173.00
Addition during the year:		
a. Interest Savings A/C	16,243.00	115,599.00
b. Interest accrued but not due	1,640,890.00	1,421,767.00
c. Contribution to the fund	1,441,825.00	879,680.00
TOTAL	114,223,450.00	112,673,219.00
Application of Funds:		
Transfer / Adjustment to Capital fund	89,800,134.00	1,548,727.00
TOTAL	89,800,134.00	1,548,727.00
Closing Balance	24,423,316.00	111,124,492.00

Closing balance represented by:

Bank Balance	1,830,269.00	359,471.00
Investments	18,615,211.00	18,115,211.00
Accrued Interest on Investment	3,977,836.00	2,336,946.00
Due from Non-Plan	-	90,312,864.00
TOTAL	24,423,316.00	111,124,492.00


FINANCE OFFICER

ASSAM UNIVERSITY, SILCHAR


SCHEDULE IIE : University Development Fund

Amount in rupees

	2008-2009	2007-2008
Opening Balance	849410.71	629,081.71
Addition during the year:		10,529.00
a. Interest on Savings A/C	21,263.00	0.00
b. contribution to the University	462,760.00	209,800.00
TOTAL	1333433.71	849,410.71
Application of Funds:		
Revenue expenditure	0	0.00
Closing Balance	1333433.71	849,410.71

Closing balance represented by:

Bank Balance	836,273.71	815,010.71
Due from Non-Plan	497,160.00	34,400.00
TOTAL	1,333,433.71	849,410.71


FINANCE OFFICER

9

ASSAM UNIVERSITY, SILCHAR

SCHEDULE IIAA: Endowment Funds.

Sl. No.	NAME OF THE FUND	Year of End	Opening Balance			Total additions during the year		Total		Exp./ Adj. during the year	Closing Balance		TOTAL
			Endowment	Accumulated interest	Total	Endowment	Interest	Endowment	Accumulated interest		Endowment	Accumulated interest	
1	2		3	4	5=(3+4)	6	8	9	10=(4+8)	11	12	13=(10+11)	14=(12+13)
1	A C Das Memorial Endow. Fund	1999	10,000.00	6,606.00	16,606.00		(247.50)	10,000.00	6,358.50	-	10,000.00	6,358.50	16,358.50
2	Aparna Roy Memorial Endow. Fund	1998	10,000.00	1,795.69	11,795.69		414.50	10,000.00	2,210.19	1,001.00	10,000.00	1,209.19	11,209.19
3	Bipin Chandra Pal Memorial Endow. Fund	1997	10,000.00	3,918.00	13,918.00		(5.50)	10,000.00	3,912.50	1,001.00	10,000.00	2,911.50	12,911.50
4	B K Gupta Memorial Research schip. Fund	1998	200,000.00	184,645.99	384,645.99		(24,056.00)	200,000.00	160,589.99	-	200,000.00	160,589.99	360,589.99
5*	Debabrata Roy Memorial Endow. Fund	1999	15,000.00	2,752.00	17,752.00		11,116.00	15,000.00	13,868.00	6,001.00	10,000.00	12,867.00	22,867.00
6	D L Das Memorial Endow. Fund	1999	10,000.00	5,084.00	15,084.00		632.00	10,000.00	5,716.00	1,001.00	10,000.00	4,715.00	14,715.00
7*	D L Roy Memorial Endow. Fund	1999	15,000.00	8,534.00	23,534.00		5,839.00	15,000.00	14,373.00	5,000.00	10,000.00	14,373.00	24,373.00
8*	Dr B Bhattacharjee Memorial Endow. Fund	1999	20,000.00	11,694.00	31,694.00		2,387.00	20,000.00	14,081.00	3,002.00	19,000.00	12,079.00	31,079.00
9	Dr S Ranganathan Memorial Endow. Fund	1999	10,000.00	6,156.54	16,156.54		115.50	10,000.00	6,272.04	2,002.00	10,000.00	4,270.04	14,270.04
10	G C Roy Memorial Endow. Fund	1999	10,000.00	6,513.56	16,513.56		580.50	10,000.00	6,864.06	1,001.00	10,000.00	5,863.06	15,863.06
11	G K Roy Memorial Endow. Fund	1998	10,000.00	3,584.37	13,584.37		634.00	10,000.00	4,218.37	1,001.00	10,000.00	3,217.37	13,217.37
12	Hrishabh Saha Memorial Endow. Fund	1998	12,000.00	6,051.93	18,051.93		(573.00)	12,000.00	5,678.93	1,001.00	12,000.00	4,677.93	16,677.93
13	Kankana Bhattacharjee Memorial Endow. Fund	1998	10,000.00	2,317.60	12,317.60		532.50	10,000.00	2,850.10	-	10,000.00	2,850.10	12,850.10
14	K P Sengupta Memorial Endow. Fund	1998	10,000.00	4,570.11	14,570.11		574.00	10,000.00	5,144.11	1,001.00	10,000.00	4,143.11	14,143.11
15	Muktashree Memorial Endow. Fund	1997	10,000.00	5,283.38	15,283.38		(1,029.00)	10,000.00	4,254.38	-	10,000.00	4,254.38	14,254.38
16	N C M S Memorial Endow. Fund	1995	10,000.00	7,002.75	17,002.75		617.75	10,000.00	7,620.50	-	10,000.00	7,620.50	17,620.50
17*	N B Dignidra Kumar Dey Santhi Panchak Account	2001	10,000.00	927.00	10,927.00		770.00	10,000.00	1,697.00	1,501.00	9,500.00	696.00	10,196.00
18	Nilima Sarma Memorial Endow. Fund	1998	10,000.00	2,427.07	12,427.07		666.50	10,000.00	3,093.57	1,001.00	10,000.00	3,093.57	13,093.57
19	N S Mate Memorial Endow. Fund	1999	15,000.00	5,173.89	20,173.89		1,524.75	15,000.00	6,698.64	1,501.00	14,500.00	5,697.64	20,197.64
20	O Meera Devi Memorial Endow. Fund	1998	10,000.00	6,742.85	16,742.85		1,217.00	10,000.00	7,959.85	1,001.00	10,000.00	6,958.85	16,958.85
21	P M Government Memorial Endow. Fund	1999	10,000.00	4,149.00	14,149.00		579.00	10,000.00	4,728.00	1,001.00	10,000.00	3,727.00	13,727.00
22	R K Saha Memorial Endow. Fund	1998	12,000.00	7,107.97	19,107.97		(1,375.00)	12,000.00	5,732.97	-	12,000.00	5,732.97	17,732.97
23	Sahiti Bhattacharjee Memorial Endow. Fund	1997	10,000.00	4,218.29	14,218.29		492.50	10,000.00	4,710.79	1,001.00	10,000.00	3,709.79	13,709.79
24	Shanti Devi Memorial Endow. Fund	1999	10,000.00	2,679.00	12,679.00		580.00	10,000.00	3,259.00	1,001.00	10,000.00	2,258.00	12,258.00
25	Sociological Research Award Endow. Fund	2000	20,000.00	16,903.00	36,903.00		568.00	20,000.00	17,471.00	-	20,000.00	17,471.00	37,471.00
26	T S Brahmachari Memorial Endow. Fund	1998	10,000.00	1,956.46	11,956.46		2,580.50	10,000.00	4,536.96	-	10,000.00	4,536.96	14,536.96
27*	T S Dutta Memorial Award Account	2001	10,000.00	1,182.00	11,182.00		1,432.00	10,000.00	2,774.00	2,571.00	9,500.00	703.00	10,203.00
28	Debabati Sengupta Memorial Endow. Fund	1998	10,000.00	6,786.78	16,786.78		(205.50)	10,000.00	6,581.28	1,001.00	10,000.00	5,580.28	15,580.28
29	Rita Kar Memorial Scholarship Fund	2007	50,000.00	-	50,000.00		-	50,000.00	-	-	50,000.00	-	50,000.00
30	Munshedul Alam Mem. Endow. Fund	2006	20,000.00	-	20,000.00		-	20,000.00	-	-	20,000.00	-	20,000.00
31	Ajmal Foundation Prize for BA-LLB (Hons)	2008	-	-	-		50,000.00	50,000.00	-	-	50,000.00	-	50,000.00
32	Ajmal Foundation Prize for B.Tech (I T)	2008	-	-	-		50,000.00	50,000.00	-	-	50,000.00	-	50,000.00
33	Ananya Paul Memorial Endow. Award	2003	20,000.00	-	20,000.00		-	20,000.00	-	-	20,000.00	-	20,000.00
34	Lal Bihari Gola Mem. End. Fund	2003	10,000.00	-	10,000.00		-	10,000.00	-	-	10,000.00	-	10,000.00
35	Lalit Seth Mem. End. Fund	2002	10,000.00	-	10,000.00		-	10,000.00	-	-	10,000.00	-	10,000.00
36	Laxminia Gola Mem. Endow. Fund	2003	10,000.00	-	10,000.00		-	10,000.00	-	-	10,000.00	-	10,000.00
37	Haji Azmal Ali Mem. Endow. Award	2004	25,000.00	-	25,000.00		-	25,000.00	-	-	25,000.00	-	25,000.00
38	Maryam Azmal Mem. Endow. Award	2004	25,000.00	-	25,000.00		-	25,000.00	-	-	25,000.00	-	25,000.00
39	Suryabhan Khandeival Mem. Endow. Fund	2003	10,000.00	-	10,000.00		-	10,000.00	-	-	10,000.00	-	10,000.00
40	Endowment Award Account		-	28,079.00	28,079.00		-	28,199.00	-	-	-	53,275.00	81,474.00
	TOTAL		689,000.00	354,822.23	1,043,822.23		100,000.00	34,690.50	789,000.00	389,512.73	36,993.00	776,500.00	1,141,912.73

Notes: 1) The total in column 5 appears as the opening balance in the column 'Endowment Funds' in the Schedule of Earmarked/Endowment Funds forming part of the Balance Sheet. The total in column 14 appears as the Closing Balance in the Columns 'Endowment Funds'.
 2) Necessary adjustments were made for separating endowment amount from the opening balance of combined endowment account as shown in serial no. 40.
 3) Adjustment made for taking wrong opening balances of the Endowment amount in the previous year.


FINANCE OFFICER

ASSAM UNIVERSITY, SILCHAR

SCHEDULE FORMING PART OF THE BALANCE SHEET AS ON 31ST MARCH 2009

SCHEDULE III : Current Liabilities and Provisions

		Amount in rupees	
		Current year	Previous Year
A. Current Liabilities			
1. Sundry Creditors:			
a. Outstanding Liabilities for Assets		17,315,613.00	254.00
b. Outstanding Liabilities for expenses		20,113,694.00	10,678,533.00
2. Statutory Liabilities			
a. Others			1,383,455.00
3. Deposits from Students			
a. Student Caution Money Fund		5,060,558.98	2,924,282.98
b. Hostel Caution Money Fund		348,304.00	217,184.00
4. Other funds			
a. Alumni Association Fund		23,879.54	23,447.54
b. Magazine fee fund		316,043.00	232,663.00
c. Students Aid fund		642,699.46	511,023.46
d. Students Co-curricular fund		292,816.00	49,679.00
e. Hostel Development Fund		1,515,434.00	1,226,634.00
f. Hostel Maintenance Fund		345,266.00	454,601.00
5. Receipts against ongoing sponsored projects(Net of Expenditure)			
		40,486,004.00	21,497,852.00
6. Unutilized grants from UGC & Govt. of India Carried forward			
		509,391,092.34	426,695,479.43
7. Other Current Liabilities			
a. HBA fund (Recovery for March 2009)			75,384.00
b. Others		2,147.00	15,116.00
Total (A)		595,853,551.32	465,985,588.41
B. Provisions			
1. Gratuity		0.00	23,903,409.00
2. Leave Encashment		0.00	21,427,686.00
Total (B)		0.00	45,331,095.00
Total (A + B)		595,853,551.32	511,316,683.41

FINANCE OFFICER

ASSAM UNIVERSITY, SILCHAR

SCHEDULE III(A)(5) I. Sponsored Projects :

Sl No	Name of the Projects	Commencement	Duration	P I	Opening Balance	Receipt/adj.during the year	Total	Amount in Rupees		Remarks
								Expenditure/Adj.during the year		
								Credits	Debits	
1	DAE/BRNS - Photopolarimetric studies of comets	1998	1998-2004	Prof. A K Sen	-39,724.00		-39,724.00	0.00	39,724.00	Completion report is awaited
2	DAE/BRNS - H-Bonded effects on bent shaped liquid crystalline supramolecular organization	2006	2006-09	NVS Rao	910,579.00		910,579.00	128,750.00	781,829.00	
3	DBT - Bio-technological Approach for defining epizootic ulcerative syndrome disease in Freshwater Fishes	2002	2002-07	Prof D Kar	81,674.00		81,674.00	0.00	81,674.00	Completion report is awaited
4	DBT - Characterisation and Utilisation of Cyanobacterial Bioresource in Southern Assam NE India	2008	2008-11	Dr (Ms) J Rout		2,372,000.00	2,372,000.00	77470.00	2,294,530.00	
5	DBT - Mapping & Quantitative assessment of Geographic Distribution and Population status of Plant Resources of Eastern Himalayan Region	2006	2006-09	Dr S C Garkoti	191,007.00		191,007.00	141,146.00	49,861.00	
6	DBT - Project on Molecular Cloning & Functional analysis of a Na ⁺ /H ⁺ antiporter gene in cowpea (Vigna unguiculata L. Walp)	2008	2008-11	S K Panda		2,730,000.00	2,730,000.00	25571.00	2,704,429.00	
7	DIT - Development of a Framework for Logging and Analysis of Network Traffic for Securing Network Infrastructure : Part-A	2008	2008-10	Dr S Roy		3,770,000.00	3,770,000.00	340398.00	3,429,602.00	
8	DOS-DBT Project -			Dr. A K Das	23,403.00		23,403.00	0	23,403.00	
9	DRDO - Electro optical & Gyperpolarisability in synthesized Novel Non linear optical Chromophores : Banana Shaped Liquid Crystals	2001	2001-30.4.2008	Prof N V S Rao	147,481.00		147,481.00	0.00	147,481.00	Completion report is awaited
TOTAL CARRIED FORWARD								9,512,809.00	39,724.00	

TOTAL BROUGHT FORWARD								9,512,809.00	39,724.00	
10	DRI - Medicinal Plants of North Cachar Hill District (North East India) - the indigenous knowledge utility aspects and conservation practices	2004	2004-06	Dr (Ms) J Rout	21,782.00		21,782.00	0.00	21,782.00	Completion report is awaited
11	DST - Influence of Perfluoro, Siloxane & Carbosiloxane, Moieties in the ent Alkyl chain of W-shaped Molecules with reference to Chirality and Mesomorphic Properties - Synthesis and	2007	2007-10	Dr M K Paul	1,679,201.00		1,679,201.00	47,100.00	1,632,101.00	
12	DST - A study on the distorted structure of porphyrin in metalloporphyrins	2006	2006-08	Prof R Bhattacharjee	291,042.00	150,000.00	441,042.00	247,865.00	193,177.00	Completion report is awaited
13	DST - Chemistry of Ruthenium with some new Azoheterocycles : Synthesis Characterization and Electrochemical properties	2006	2006-09	Dr Sk Jasimuddin	1,368,751.00		1,368,751.00	1,284,947.00	83,804.00	
14	DST - Design Synthesis & Characterization of Banana Shape Liquid Crystal	2005	2005-08	Prof. N V S Rao	406,831.00		406,831.00	79,629.00	327,202.00	Completion report is awaited
15	DST - Design Synthesis & Characterization of Rare Earth & Transition Metals containing Magnetic Liquid Crystals	2006	2006-09	Prof N V S Rao	993,716.00		993,716.00	66,583.00	927,133.00	
16	DST - Electronic Structure Calculation of Mental Carbides and Nitrides using WIEN2K code	2008	2008-11	Dr B I Sharma		220,000.00	220,000.00	144632.00	75,368.00	
17	DST - Investigation on the Genotoxic & Tumorigenic Potential of two Important Metabolites of Arecoline the Major area nut Alkaloid	2007	2007-09	Dr S Giri	97,421.00	200,000.00	297,421.00	79,766.00	217,655.00	
18	DST - Red Rust disease in Tea Plants of Barak Valley caused by Cephaeleuras Alga : Eco-biological Status, Problems & Option for effective measures	2007	2007-08	Dr (Ms) D. Bora C/O Dr (Ms) J Rout	187,000.00	240,000.00	427,000.00	283,154.00	143,846.00	Completion report is awaited
19	DST - Synthesis Characterisation and Face transition study of f-block elements based liquid crystalline materials	2004	2004-07	Dr C R Bhattacharjee	49,562.00		49,562.00	0.00	49,562.00	Completion report is awaited
20	GBPIHED - A study on the Bio-diversity of Orchids in Southern Assam and their conservation	2004	2004-07	Prof B K Dutta	65,300.00		65,300.00	25,000.00	40,300.00	Completion report is awaited
21	GBPIHED - Ecology & Management of Bamboos in Home Gardens of Barak Valley, North East India	2005	2005-09	Dr A K Das	18,702.00	161,596.00	180,298.00	95,700.00	84,598.00	
TOTAL CARRIED FORWARD								13,309,337.00	39,724.00	

13

TOTAL BROUGHT FORWARD								13,309,337.00	39,724.00	
22	GBPIHED - Elemental status of rigid materials derived from endangered animal species of N E India	2002	2002-06	C R Bhattacharjee	233,620.00		233,620.00	0.00	233,620.00	Completion report is awaited
23	GBPIHED - In-situ & Ex-situ conservation of fresh water turtles in Barak Valley, Assam, N E India	2002	2002-05	Dr. Abhik Gupta	4,765.00		4,765.00	0.00	4,765.00	Completion report is awaited
24	ICDS - Impact			Dr. B S Gunjal	-85.00		-85.00	0.00	0.00	85.00
25	ICSSR - Determinance of the Behavioural Pattern of Marketed Surplus in the Barak Valley of South Assam	2002	2002-04	Prof K. Sengupta	99,552.00	0.00	99,552.00	11,111.00	88,441.00	Completion report is awaited
26	ICSSR - Sex Education in Schools : A study on the Attitudes of Parents, Teachers and Students in Assam	2004	2004-06	Prof. G Mishra	52,252.00		52,252.00	0.00	52,252.00	Completion report is awaited
27	IGNOU - SHARP Project - Engaging communities in waste management	2004	2004-07	Prof. Abhik Gupta	30,000.00		30,000.00	29,800.00	200.00	Completion report is awaited
28	IRS - National Vegetation Carbon Pool Assessment Project	2008	2008-11	Prof A K Das		192,154.00	192,154.00	0.00	192,154.00	
29	ISRO - Study of minor bodies of Solar system by stimulating laboratory data to match with spacecraft observation	2006	2006-08	Prof. A K Sen	328,905.00	0.00	328,905.00	280,381.00	48,524.00	Completion report is awaited
30	Major Research Project -			Dr. C R Bhattacharjee	105,000.00		105,000.00	0.00	105,000.00	
31	MOEF - Habitat Mapping of Mahasheer Fishes and Development of Spatial Data base for North-Eastern Aquatic Biodiversity	2006	2006-09	Prof D Kar	463,612.00	350,000.00	813,612.00	322,544.00	491,068.00	
TOTAL CARRIED FORWARD								14,525,361.00	39,809.00	

14

TOTAL BROUGHT FORWARD								14,525,361.00	39,809.00	
32	MOEF - Studies on the Diversity & Distribution of Soil Microarthropod Fauna of Grasslands Cultivated Fields & Subtropical Ecosystems of Cachar, Assam	2008	2008-11	Dr D C Roy	474,768.00	474,768.00	33596.00	441,172.00		
33	NBFGR Habitat mapping of Mahiseer fishes using GIS tools in Barak River	2007	2007-09	Prof D Kar	277,000.00	277,000.00	232414.00	44,586.00		
34	NCTE-NICE Project			Prof N N Pandey	93,469.00	93,469.00	0.00	93,469.00	Completion report is awaited	
35	NEEPCO - Physibility studies of Fisheries Development in Tipaimukh Hydroelectric (Multipurpose) Project (1500MW)	10.12.2007	10.12.07 10.8.08	Prof. D Kar	125,000.00	41,537.00	166,537.00	40130.00	126,407.00	Completion report is awaited
36	NEEPCO - Socio-Economic Survey in Barak Valley - Tipaimukh Hydro-electric (Multipurpose) Project (1500MW)	2007	Mar-2007 - Oct-2007	DR N Roy	12,513.00	22,682.00	35,195.00	28,236.00	6,959.00	Completion report is awaited
37	NRB - Design Synthesis & Physico-Chemical Characterization Studies of Isotropic and Anisotropic Media for enabling High-permittivity Applications	2007	2007-10	Prof N V S Rao	979,000.00	979,000.00	70000.00	909,000.00		
38	NTRF - Biochemical and Molecular approaches to drought stress tolerance in Tea	2007	2007-10	Dr S K Panda	327,006.00	300,000.00	627,006.00	291,520.00	335,486.00	
39	Project on (CSIR) -			Prof B K K Dutta	2,507.00		2,507.00	0.00	2,507.00	
40	Project on Education Ancient India				8,700.00		8,700.00	0.00	8,700.00	
41	SODIS - EAWAG Research and the field experience of its Partners	2002	2002-08	Prof A Gupta	865,024.00		865,024.00	72,440.00	792,584.00	Completion report is awaited
42	UGC - A critical review of the British Policy towards the Frontier Tribes : A case study of the Anglo-Naga Affairs 1832-1948	2008	2008-11	Prof. Th R Tibu	276,850.00	276,850.00	0.00	276,850.00		
43	UGC - A study of the English Teachers - Beliefs about & Practices in Grammar Pedagogy in the Higher Secondary Schools & Jr. Colleges of the Cachar District of Assam	Feb.2009	1.2.2009 - 31.7.2010	Dr A S Choudhury	105,500.00	105,500.00	0.00	105,500.00		
44	UGC - Economic Well being under the Rural Development Programme Reality and Expectation	1.7.2006	1.6.2006 - 30.7.2008	Dr R K Raul	113,063.00		113,063.00	113,063.00	0.00	Completion report is awaited
TOTAL CARRIED FORWARD								17,668,581.00	39,809.00	

TOTAL BROUGHT FORWARD								17,668,581.00	39,809.00	
45	UGC - Endangered Ethnomedical Plants of Southern Assam with reference to Phytochemicals training through Ex-situ Cultivation	2007	2007-10	Dr. M D Choudhury	154,320.00	32,332.00	186,652.00	100,600.00	86,052.00	
46	UGC - Entrepreneurial Awareness, Motivation and Development Programme : An Integrated approach. An effectiveness study among the Educated Youth of Barak Valley	1.7.2004	1.7.2004 - 30.7.2006	Dr A L Ghosh	48,903.00		48,903.00	32,024.00	16,879.00	Completion report is awaited
47	UGC - Human Development and its status in North East India	2001	2001-04	Prof K. Sengupta	-1,161.00	13,917.00	12,756.00	0.00	12,756.00	Completion report is awaited
48	UGC - Impact of Radio Listening on Socio Cultural Life of the Rural Masses : A study of Narsingpur and Nayabil Villages in Cachar District of Assam	2009	2009-11	Prof G P Pandey		328,200.00	328,200.00	0.00	328,200.00	
49	UGC - Nagamese : The link language in N E India	2006	2006-07	Dr A K Baishya	151,890.00	41,722.00	193,612.00	124,516.00	69,096.00	Completion report is awaited
50	UGC - Synthesis and Mesogenic Properties of mono and binuclear metal complexes derived from salicyldimine Schiff bases	1.5.2006	1.5.2006 - 30.6.2009	Prof N V S Rao	-264,100.00	293,100.00	29,000.00	18,000.00	11,000.00	
51	UGC - Tradition and Trends in the field of Literature, Linguistics & Cultural theorization : Mapping the Non-Western Space	2006	2006-09	Prof. T Bhattacharjee	292,128.00		292,128.00	294,375.00	0.00	2,247.00 Final report submitted
52	UNDP to Keya Sengupta				660,053.00	900,000.00	1,560,053.00	760,910.00	799,143.00	
53	VCP Project (IIRS) - S C Garkoti					97,198.00	97,198.00	0.00	97,198.00	
55	Project on 'Behavioural (ICSSR)-Keya Sengupta				28,050.00		28,050.00		28,050.00	
56	Project on 'Ethnomedico - Dr. M Dutta Choudhury				32,332.00		32,332.00	32,332.00	0.00	
57	Project on '(DBT) creation of BIF- G D Sharma					2,000,000.00	2,000,000.00	8040.00	1,991,960.00	
TOTAL III(A5)-I					10,461,046.00	16,569,556.00	27,030,602.00	5,963,743.00	21,108,915.00	42,056.00

SCHEDULE III.A(5) II. Sponsored Scheme :

Sl No	Name of the Projects	Opening Balance	Receipt/adjustment during the year	Total	Expenditure/Adjustment during	Closing Balance (Amount in Rupees)		Remarks
						Credit	Debit	
1	AICTE Grant to MBA Deptt.	1,000,000.00		1,000,000.00	527,796.00		472,204.00	
2	Basic infrastructure(UGC) -Chemistry		1,000,000.00	1,000,000.00			1,000,000.00	
3	Basic infrastructure(UGC) -Ecology		1,000,000.00	1,000,000.00	58,641.00		941,359.00	
4	Basic infrastructure(UGC) -Life Science	2,000,000.00		2,000,000.00	1,942,412.00		57,588.00	
5	Basic infrastructure(UGC) -Mathematics		1,000,000.00	1,000,000.00			1,000,000.00	
6	Basic infrastructure(UGC) -Physics		1,000,000.00	1,000,000.00			1,000,000.00	
7	Children Park at University Campus	10,000.00		10,000.00			10,000.00	
8	CIDC- AU Distance Learning Prog. Receipt		224,100.00	224,100.00			224,100.00	
9	CSIR/SRF Grant-PBB Yakti	14,247.00		14,247.00			14,247.00	
10	CSIR/SRF Grant-MH Khan	287.00		287.00			287.00	
11	DST-FIST Seminar Grant- Bibhas Rn. Choudhury		270,737.00	270,737.00	250,000.00		20,737.00	
12	DST Seminar Grant to Dr. A K Sen		550,000.00	550,000.00	463,937.00		86,063.00	
13	DST Travel Grant - Dr. A K Sen	108,935.00		108,935.00			108,935.00	
14	Fellowship Grant to Dr. G R Biswas	542.00		542.00			542.00	
15	FIST Programe -Deptt. Of Chemistry	50,605.00		50,605.00			50,605.00	
16	FIST Programe -Deptt. Of Life Science		3,550,000.00	3,550,000.00			3,550,000.00	
17	FIST Programe -Deptt. Of Physics	(54,032.00)	50,000.00	(4,032.00)	50,000.00		54,032.00	
18	Fund from Indian Association of Parliament on Debate	2,000.00		2,000.00			2,000.00	
19	Globalisation and North-east Trends- ICSSR	3,000.00		3,000.00			3,000.00	
20	Grant for Computer Centre	679,879.00		679,879.00			679,879.00	
21	Grant from Consortium for Educational Communication	300,000.00		300,000.00	225,000.00		75,000.00	
22	Grant from ICHR - Devojyoti Dey	3,470.00		3,470.00			3,470.00	
23	Grant from ICSSR for Development of SC/ST in N E	2,269.00		2,269.00			2,269.00	
24	Grant from ICSSR for NODAL AGENCY	12,500.00		12,500.00			12,500.00	
25	Grant from Minimum Tr. Aff. For thesis -Rajarshi Roy	15,000.00		15,000.00			15,000.00	
26	Grant from M/s. Feedback -N S Rao & Dr. A K Gupta	38,719.00		38,719.00			38,719.00	
27	Grant from Turtle world for Ecology Deptt.		15,000.00	15,000.00			15,000.00	
28	Grant From UGC for NET Coaching of Minority Cell	164,406.00		164,406.00			164,406.00	
29	Grant From UGC -SC/ST Coaching for entry in service	539,684.00		539,684.00			539,684.00	
30	Grant in Aid from Min. of Women & Child Dev.	15,400.00		15,400.00			15,400.00	
31	Grant for North East Tribal folklore		71,250.00	71,250.00			71,250.00	
32	Grant for Upendra Brahma Memorial Hall	696,877.00		696,877.00			696,877.00	
33	Grant from shastri institute of Indo-canadian	117,000.00		117,000.00			117,000.00	
34	Grant from for Carrier oriented Programe - D kar		1,000,000.00	1,000,000.00			1,000,000.00	
TOTAL		5,720,788.00	9,731,087.00	15,451,875.00	3,517,786.00		11,988,121.00	54,032.00

		00,000.00	17	00,000.00				
		00,000.00	00,000.00	00,000.00				

Sl No	Name of the Projects	Opening Balance	Receipt/adjustment during the	Total	Expenditure/Adjustment	Closing Balance (Amount in Rupees)		Remarks
						Credit	Debit	
BROUGHT FORWARD		5,720,788.00	9,731,087.00	15,451,875.00	3,517,786.00		11,988,121.00	54,032.00
35	Grant from UGC for SC/ST Cell	66,731.00		66,731.00			66,731.00	
36	ICHR Grant to -Assaduzzaman		14,000.00	14,000.00	14,000.00			
37	ICHR Grant to Th R Tiba		179,250.00	179,250.00			179,250.00	
38	Indira Gandhi Scholarship		80,000.00	80,000.00			80,000.00	
39	Info-Canadian Workshop	397,428.00	4,940.00	402,368.00			402,368.00	
40	Infibnet Programme	130,542.00		130,542.00			130,542.00	
41	IUSSTF Fellowship Grant- S Giri		1,694,000.00	1,694,000.00	1,508,000.00		186,000.00	
42	JRF Grant to A Chakraborty	2,965.00		2,965.00			2,965.00	
43	Major Research Project- Dr. D K Mohanta	1,000.00		1,000.00			1,000.00	
44	Major Research Project (history)-Dr. R K De	21,482.00		21,482.00			21,482.00	
45	National Sem. On Meaning and understanding		63,000.00	63,000.00	63,000.00			
46	NBHM Grants from DAE	561,036.00		561,036.00	12,084.00		548,952.00	
47	NEREC Meeting	(8,666.00)		(8,666.00)				8,666.00
48	NHRC Grant for Basic Human RAP		25,000.00	25,000.00			25,000.00	
49	Rajiv Gandhi national fellowship for ST Candidates	211,020.00	1,678,849.00	1,889,869.00	229,247.00		1,660,622.00	
50	Rajiv Gandhi national fellowship for SC Candidates	3,800.00	2,500,000.00	2,503,800.00	1,822,130.00		681,670.00	
51	Refresher Course	773,616.00		773,616.00			773,616.00	
52	Scholarship/ Stipend of Students	92,613.00	543,386.00	635,999.00	422,586.00		213,413.00	
53	Seminar Grant -Tribal Affairs - Th R Tiba	112,500.00	3,750.00	116,250.00			116,250.00	
54	Seminar on encounter N E India - Prof. Sajal Nag	232,500.00		232,500.00			232,500.00	
55	Seminar on Hindi Divas	5,000.00		5,000.00			5,000.00	
56	Seminar on Human Development- Niranjana Roy		60,000.00	60,000.00	70,000.00		10,000.00	
57	Seminar on civil society State Human Rights	12,150.00		12,150.00			12,150.00	
58	Seminar on Current Trends(ICCTABU) - J Rout	713,000.00		713,000.00			713,000.00	
59	Seminar on Partnership for Canadian and Indian Perspective	84,980.00		84,980.00			84,980.00	
60	Seminar on Perspective of Contemp.- Prof. Goutam Biswas	573.00		573.00			573.00	
61	Seminar on Prospects of Tea Industry in N E -B K Dutta	8,000.00		8,000.00			8,000.00	
62	Seminar on water resource on 21st century - Abhik Gupta	(186,631.00)		(186,631.00)				186,631.00
63	UGC- Infonet Programme	122,746.00		122,746.00			122,746.00	
64	UGC- JRF grant at any time given basis	(2,324.00)		(2,324.00)				2,324.00
65	UGC research fellowship for meritorious students		252,000.00	252,000.00	35,000.00		217,000.00	
66	UGC/SAP project of Life Science -G D Sharma	1,050,000.00		1,050,000.00			1,050,000.00	
67	Workshop on Bio-diversity conservation- B K Dutta	187,000.00		187,000.00	166,367.00		20,633.00	
68	Workshop on Future prospects of Tea Industry in B V-	25,000.00		25,000.00	30,000.00		5,000.00	
69	Workshop on canadian studies	6,234.00		6,234.00			6,234.00	
70	Workshop on research methodology in Basic Science	55,000.00		55,000.00			55,000.00	
71	Workshop on International Humanitarian Law	70,000.00		70,000.00			70,000.00	
72	Workshop on Natural Disaster	10,000.00		10,000.00			10,000.00	
TOTAL		10,480,083.00	16,829,262.00	27,309,345.00	7,890,200.00		19,685,798.00	266,653.00
GRAND TOTAL [III A(5) + III A(2)]							40,794,713.00	308,709.00

ASSAM UNIVERSITY, SILCHAR

SCHEDULE III.A(6) : Unutilized Grants

Amount in Rupees

PARTICULARS	UGC					GOVT. OF INDIA-PLAN	TOTAL
	NLCPR	PLAN	DIPHU CAMPUS	SCHOOL OF TECHNOLOGY	OBC	S.C.GIRLS HOSTEL	
Unutilised balance B/D	112,497,765.34	195,120,008.49	74,555,047.00	43,074,637.00	0.00	1,448,021.60	426,695,479.43
Add : Receipts during the year	0.00	115,500,000.00	0.00	0.00	161,100,000.00	0.00	276,600,000.00
:Transfer for maintaining other grants separately and rectification (if any)	0.00	1,508,460.00	0.00	0.00	0.00	-1,508,460.00	0.00
:Intt. Inv. earned during the year	1,013,887.00	6,010,852.00	2,929,062.00	0.00	1,294,679.00	0.00	11,248,480.00
:Intt. accrued but not due during the year	1,701,056.00	3,210,851.00	2,836,900.00	0.00	1,171,521.00	0.00	8,920,328.00
: Intt. Earned on Savings during the year	296,530.00	714,577.00	31,288.00		0.00	60,438.40	1,102,833.40
Total	115,509,238.34	322,064,748.49	80,352,297.00	43,074,637.00	163,566,200.00	0.00	724,567,120.83
Less: Utilisation for capital expenditure A	694,943.00	146,113,458.00	9,827,912.00	1,868,369.00	12,179,503.00	0.00	170,684,185.00
Balance	114,814,295.34	175,951,290.49	70,524,385.00	41,206,268.00	151,386,697.00	0.00	553,882,935.83
Less: Utilisation for revenue expenditure transferred to Income & Expenditure A/c.	342,275.00	17,361,122.49	12,143,486.00	4,246,478.00	10,398,482.00	0.00	44,491,843.49
Unutilised balance C/F B	114,472,020.34	158,590,168.00	58,380,899.00	36,959,790.00	140,988,215.00	0.00	509,391,092.34

Note: 1. Capital and Revenue expenditure shown against UGC Plan, Non-plan, Diphu Campus and School of Technology Grants include outstanding liabilities as on 31.03.2009.

2. A- Appears as addition to the Capital Fund as well as additions to fixed Assets during the year.

B- i) Appears under Current Liabilities in the Balance Sheet and will become the opening balance next year.

ii) Represented by Bank balances, advances and other assets on the Assets side.

iii) The unutilised balance of NLCPR (Plan) funds includes advances of Rs. 56105430.00 for civil works.

iv) The unutilised balance of Plan funds includes advances of Rs. 82617582.00 for civil works.

v) The unutilised balance of Diphu Campus (Plan) fund includes advances of Rs. 33340838.00 for civil works.

vi) The unutilised balance of School of Technology (Plan) fund includes advances of Rs.7781863.00 for civil works.

vii)The unutilised balance of OBC fund includes advances of Rs.96320038.00 for civil works.

3. There is no separate Bank Account for School of Technology,OBC fund Presently their transactions are handled through Plan Bank Accounts.

FINANCE OFFICER

ASSAM UNIVERSITY, SILCHAR

SCHEDULE FORMING PART OF THE BALANCE SHEET AS ON 31ST MARCH 2009

SCHEDULE IV : Fixed Assets

Amount in Ru

Name of Fund	Gross Block				Depreciation			Net Block		
	Cost at the beginning of the yr.	Addition during the year	Deductions during the year	Cost/value at the year end	At the beginning of the year	For the year	Deduct ions	Total upto year end	As at the current year end	As at the prev year end
	1	2	3	4=(1+ 2 -3)	5	6	7	8=(5+6-7)	9 =(4 - 8)	10
1. Fixed Assets - Plan (Sch. IVA)*	552,875,918.00	146,113,458.00	57,803.00	698,931,573.00	59,158,646.00	26,755,432.00		85,914,078.00	613,017,495.00	493,717.27
2. Fixed Assets - Non-Plan (Sch. IVE)	100,612,604.74	3,936,761.00	0.00	104,549,365.74	67,352,902.95	8,555,594.00		75,908,496.95	28,640,868.79	33,259.70
3. Fixed Assets - MRF (Sch. IVC)	8,858,799.00	0.00	0.00	8,858,799.00	3,561,887.00	514,734.00		4,076,621.00	4,782,178.00	5,296.91
4. Fixed Assets - Sponsor Project (Sch. IVD)	3,976,290.00	0.00	0.00	3,976,290.00	1,390,572.00	242,407.00		1,632,979.00	2,343,311.00	2,585.71
5. Fixed Assets - Diphu Campus (Sch. IVE)	1,066,926.00	9,827,912.00	0.00	10,894,838.00	102,975.00	291,888.00		394,863.00	10,499,975.00	963.95
6. Fixed Assets - SoT (Sch. IVF)	1,137,627.00	1,868,369.00	0.00	3,005,996.00	144,800.00	243,867.00		388,667.00	2,617,329.00	992.82
7. Fixed Assets - OBC (Sch. IVG)*	0.00	12,179,502.00	0.00	12,179,502.00	0.00	233,406.00		233,406.00	11,946,096.00	
8. Fixed Assets - NLCPR (Sch. IVH)	0.00	694,943.00	0.00	694,943.00	0.00	229,423.00		229,423.00	465,520.00	
Total	668,528,164.74	174,620,945.00	57,803.00	843,091,306.74	131,711,782.95	37,066,751.00		168,778,533.95	674,312,772.79	536,816.38

* Includes Capital work in progress of Rs:2303754/- & Rs:217742/- respectively.

FINANCE OFFICER

ASSAM UNIVERSITY, SILCHAR

SCHEDULE IVA: Fixed Assets: Plan

Amount in Rupees

Description	Gross Block			Cost/value at the year end	At the beginning of the year	Depreciation			Net Block		
	Cost/value at the beginning of the year	Addition during the year	Deductions during the year			For the year	Deductions/ Adjustments	Total upto year end	As at the current year end	As at the previous year end	
	1	2	3			4	5	6	7	8	9=(4-8)
A. Fixed Assets											
1. Buildings	391,249,679.00	110,501,060.00		501,750,739.00	18,966,368.00	8,763,615.00		27,729,983.00	474,020,756.00	372,283,311.00	
2. Roads, Culverts & Bridges	21,476,959.00	0.00		21,476,959.00	1,160,303.00	429,539.00		1,589,842.00	19,887,117.00	20,316,656.00	
3. Tube wells & Water supply	1,055,512.00	258,538.00		1,314,050.00	147,059.00	21,110.00		168,169.00	1,145,881.00	908,453.00	
4. Electrical Installations and Equipment	23,100,550.00	4,606,002.00		27,706,552.00	3,455,168.00	1,209,650.00		4,664,818.00	23,041,734.00	19,645,382.00	
5. Laboratory apparatus and Scientific equipment	23,574,438.00	842,822.00		24,417,260.00	5,239,069.00	1,885,955.00		7,125,024.00	17,292,236.00	18,335,369.00	
6. Office equipment	3,627,616.00	0.00		3,627,616.00	982,258.00	272,071.00		1,254,329.00	2,373,287.00	2,645,358.00	
7. Computers/Peripherals/ major software	31,658,803.00	15,604,712.00		47,263,515.00	11,540,473.00	8,962,835.00		20,503,308.00	26,760,207.00	20,118,330.00	
8. Furniture, Fixtures & Fittings	17,088,028.00	3,783,974.00		20,872,002.00	2,953,500.00	1,245,538.00		4,199,038.00	16,672,964.00	14,134,528.00	
9. Audio visual equipment	440,544.00	0.00		440,544.00	77,776.00	33,041.00		110,817.00	329,727.00	362,768.00	
10. Vehicles	3,782,825.00	1,823,657.00		5,606,482.00	1,423,734.00	378,283.00		1,802,017.00	3,804,465.00	2,359,091.00	
11. Library Books & Journals	31,168,850.00	8,530,393.00		39,699,243.00	12,957,292.00	3,324,740.00		16,282,032.00	23,417,211.00	18,211,558.00	
12. Sports Goods	1,793,203.00	162,300.00		1,955,503.00	205,911.00	179,320.00		385,231.00	1,570,272.00	1,587,292.00	
13. Networking	497,354.00	0.00		497,354.00	49,735.00	49,735.00		99,470.00	397,884.00	447,619.00	
Total of Current year	550,514,361.00	146,113,458.00	0.00	696,627,819.00	59,158,646.00	26,755,432.00	0.00	85,914,078.00	610,713,741.00	491,355,715.00	
B. Capital work-in-progress	2,361,557.00	0.00	57,803.00	2,303,754.00	0.00	0.00	0.00	0.00	2,303,754.00	2,361,557.00	
Total	552,875,918.00	146,113,458.00	57,803.00	698,931,573.00	59,158,646.00	26,755,432.00	0.00	85,914,078.00	613,017,495.00	493,717,272.00	
Previous year	393,415,574.00	160,317,125.00	856,781.00	552,875,918.00	36,497,080.00	22,698,679.00	37,113.00	59,158,646.00	493,717,272.00	356,918,494.00	

[Signature]
FINANCE OFFICER

ASSAM UNIVERSITY, SILCHAR

SCHEDULE IVB: Fixed Assets : Non Plan

Amount in rupees

Description	Gross Block			Cost/value at the year end	At the beginning of the year	Depreciation			Net Block	
	Cost/value at the beginning of the year	Addition during the year	Deductions during the year			For the year	Deductions/ Adjustments	Total upto year end	As at the current year end	As at the previous year end
	1	2	3			4	5	6	7	8
A. Fixed Assets										
1. Land				1.00	0.00	0.00		0.00	1.00	1.00
a. Free hold	1.00			1.00	0.00	0.00		0.00	1.00	1.00
2. Buildings	0.00			0.00	0.00	0.00		0.00	0.00	0.00
a. Semi Permanent	14,083,178.00			14,083,178.00	7,614,078.00	704,159.00		8,318,237.00	5,764,941.00	6,469,100.00
b. Others	20,666,625.00			20,666,625.00	5,195,847.00	1,033,331.00		6,229,178.00	14,437,447.00	15,470,778.00
3. Roads & Bridges	1.00			1.00	0.00	0.00		0.00	1.00	1.00
4. Tube wells & Water supply	271,516.00			271,516.00	12,766.00	5,430.00		18,196.00	253,320.00	258,750.00
5. Electrical Installations and Equipment	229,728.00			229,728.00	20,506.00	11,486.00		31,992.00	197,736.00	209,222.00
6. Plant & Machinery	2,585,249.00			2,585,249.00	1,099,134.00	129,262.00		1,228,396.00	1,356,853.00	1,486,115.00
7. Laboratory apparatus and Scientific equipment	13,120,001.00			13,120,001.00	10,486,840.00	1,049,600.00		11,536,440.00	1,583,561.00	2,633,161.00
8. Office equipment	1,905,145.79	80,876.00		1,986,021.79	1,622,646.00	144,370.00		1,767,016.00	219,005.79	282,499.79
9. Computers/Peripherals/ major software	8,899,991.00	71,315.00		8,971,306.00	8,127,769.00	1,789,376.00		9,917,145.00	-945,839.00	772,222.00
10. Furniture, Fixtures & Fittings	8,408,675.00	1,607,208.00		10,015,883.00	6,685,740.00	667,474.00		7,353,214.00	2,662,669.00	1,722,935.00
11. Audio visual equipment	2,461,694.00			2,461,694.00	1,486,935.00	184,627.00		1,671,562.00	790,132.00	974,759.00
12. Vehicles	2,388,632.00			2,388,632.00	2,388,632.00	238,863.00		2,627,494.00	-238,862.00	1.00
13. Library Books & Journals	25,592,167.95	68,936.00		25,661,103.95	22,612,010.95	2,559,630.00		25,171,640.95	489,463.00	2,980,157.00
14. Equipments DBA	0.00	2,108,426.00		2,108,426.00	0.00	37,986.00		37,986.00	2,070,440.00	0.00
Total of Current year	100,612,604.74	3,936,761.00	0.00	104,549,365.74	67,352,902.95	8,555,594.00	0.00	75,908,496.95	28,640,868.79	33,259,701.79
B. Capital work-in-progress	0.00	0.00	0.00	0.00	0.00	0.00	0.00	0.00	0.00	0.00
Total	100,612,604.74	3,936,761.00	0.00	104,549,365.74	67,352,902.95	8,555,594.00	0.00	75,908,496.95	28,640,868.79	33,259,701.79
Previous year	99,815,708.74	890,875.00	93,979.00	100,612,604.74	63,062,921.95	4,383,960.00	93,979.00	67,352,902.95	33,259,701.79	36,752,788.79


[Signature]
FINANCE OFFICER

ASSAM UNIVERSITY, SILCHAR

SCHEDULE IVC: Fixed Assets: Mobilised Resource Fund

Amount in rupees

Description	Gross Block			Depreciation				Net Block		
	Cost/value at the beginning of the year	Addition during the year	Deductions during the year	Cost/value at the year end	At the beginning of the year	For the year	Deductions/Adjustments	Total upto year end	As at the current year end	As at the previous year end
	1	2	3	4	5	6	7	8	9=(4-8)	10
A. Fixed Assets										
1. Buildings										
a. Semi Permanent	3,854,932.00	0.00		3,854,932.00	1,581,767.00	192,747.00		1,774,514.00	2,080,418.00	2,273,165.00
b. Others	341,122.00	0.00		341,122.00	59,316.00	17,056.00		76,372.00	264,750.00	281,806.00
2. Tube wells & Water supply	482,407.00	0.00		482,407.00	54,752.00	9,648.00		64,400.00	418,007.00	427,655.00
3. Electrical Installations and Equipment	729,682.00	0.00		729,682.00	177,109.00	36,484.00		213,593.00	516,089.00	552,573.00
4. Office equipment	970,386.00	0.00		970,386.00	568,005.00	72,779.00		640,784.00	329,602.00	402,381.00
5. Furniture, Fixture & Fittings	2,480,270.00	0.00		2,480,270.00	1,120,938.00	186,020.00		1,306,958.00	1,173,312.00	1,359,332.00
Total of Current year	8,858,799.00	0.00		8,858,799.00	3,561,887.00	514,734.00		4,076,621.00	4,782,178.00	5,296,912.00
B. Capital work-in-progress	0.00	0.00		0.00	0.00	0.00		0.00	0.00	0.00
Total	8,858,799.00			8,858,799.00	3,561,887.00	514,734.00		4,076,621.00	4,782,178.00	5,296,912.00
Previous year	8,732,519.00	126,280.00		8,858,799.00	3,057,387.00	504,500.00		3,561,887.00	5,296,912.00	5,675,132.00



FINANCE OFFICER

ASSAM UNIVERSITY, SILCHAR

SCHEDULE IVD – Fixed Assets : Sponsored Project

Amount in rupees

Description	Gross Block			Depreciation				Net Block		
	Cost/value at the beginning of the year	Addition during the year	Deductions during the year	Cost/value at the year end	At the beginning of the year	For the year	Deductions/Adjustments	Total upto year end	As at the current year end	As at the previous year end
	1	2	3	4	5	6	7	8	9=(4-8)	10
A. Fixed Assets										
1. Plant & Machinery	2,938,287.00	0.00		2,938,287.00	808,079.00	146,914.00		954,993.00	1,983,294.00	2,130,208.00
2. Computers/Peripherals/Major Software	49,990.00	0.00		49,990.00	49,989.00	0.00		49,989.00	1.00	1.00
3. Furniture, Fixture & Fittings	132,326.00	0.00		132,326.00	55,095.00	9,924.00		65,019.00	67,307.00	77,231.00
4. Books & Journals	855,687.00	0.00		855,687.00	477,409.00	85,569.00		562,978.00	292,709.00	378,278.00
Total of Current year	3,976,290.00	0.00		3,976,290.00	1,390,572.00	242,407.00		1,632,979.00	2,343,311.00	2,585,718.00
B. Capital work-in-progress	0.00			0.00	0.00	0.00		0.00	0.00	0.00
Total	3,976,290.00			3,976,290.00	1,390,572.00	242,407.00		1,632,979.00	2,343,311.00	2,585,718.00
Previous year	3,976,290.00			3,976,290.00	1,148,165.00	242,407.00		1,390,572.00	2,585,718.00	2,828,125.00


FINANCE OFFICER

ASSAM UNIVERSITY, SILCHAR

SCHEDULE IVE : Fixed Assets - Diphu Campus

Amount in rupees

Description	Gross Block				Depreciation				Net Block	
	Cost/value at the beginning of the year	Addition during the year	Deductions during the year	Cost/value at the year end	At the beginning of the year	For the year	Deductions/ Adjustments	Total upto year end	As at the current year end	As at the previous year end
	1	2	3	4	5	6	7	8	9=(4-8)	10
A. Fixed Assets										
1. Laboratory apparatus and Scientific equipment	172,730.00	2,072,680.00		2,245,410.00	13,818.00	67,045.00		80,863.00	2,164,547.00	158,912.00
2. Computers/Peripherals/Major Software	177,713.00			177,713.00	35,543.00	35,543.00		71,086.00	106,627.00	142,170.00
3. Electrical Installations and Equipment	24,452.00	683,897.00		708,349.00	1,223.00	21,915.00		23,138.00	685,211.00	23,229.00
4. Office equipment	145,860.00			145,860.00	10,940.00	10,940.00		21,880.00	123,980.00	134,920.00
5. Furniture, Fixture & Fittings	526,676.00	2,097,043.00		2,623,719.00	39,501.00	137,664.00		177,165.00	2,446,554.00	487,175.00
6. Library Books & Journals	19,495.00	4,927,537.00		4,947,032.00	1,950.00	17,091.00		19,041.00	4,927,991.00	17,545.00
7. Sports goods	0.00	46,755.00		46,755.00		1,690.00		1,690.00	45,065.00	
Total of Current year	1,066,926.00	9,827,912.00		10,894,838.00	102,975.00	291,888.00		394,863.00	10,499,975.00	963,951.00
B. Capital work-in-progress	0.00	0.00		0.00	0.00	0.00		0.00	0.00	0.00
Total	1,066,926.00	9,827,912.00		10,894,838.00	102,975.00	291,888.00		394,863.00	10,499,975.00	963,951.00
Previous year	0.00	1,066,926.00		1,066,926.00	0.00	102,975.00		102,975.00	963,951.00	0.00

FINANCE OFFICER

ASSAM UNIVERSITY, SILCHAR

SCHEDULE IVF: Fixed Assets - School of Technology

Amount in rupees

Description	Gross Block				Depreciation				Net Block	
	Cost/value at the beginning of the year	Addition during the year	Deductions during the year	Cost/value at the year end	At the beginning of the year	For the year	Deductions/ Adjustments	Total upto year end	As at the current year end	As at the previous year end
	1	2	3	4	5	6	7	8	9=(4-8)	10
A. Fixed Assets										
1. Laboratory apparatus and Scientific equipment	386,255.00	1,048,859.00		1,435,114.00	30,900.00	96,668.00		127,568.00	1,307,546.00	355,355.00
2. Computers/Peripherals/Major Software	467,001.00			467,001.00	93,400.00	93,400.00		186,800.00	280,201.00	373,601.00
3. Electrical Installations and Equipment	33,089.00			33,089.00	1,654.00	1,654.00		3,308.00	29,781.00	31,435.00
4. Furniture, Fixture & Fittings	251,282.00	751,411.00		1,002,693.00	18,846.00	46,268.00		65,114.00	937,579.00	232,436.00
5. Library books and scientific journals		68,099.00		68,099.00		5,877.00		5,877.00	62,222.00	
Total of Current year	1,137,627.00	1,868,369.00		3,005,996.00	144,800.00	243,867.00		388,667.00	2,617,329.00	992,827.00
B. Capital work-in-progress	0.00	0.00		0.00	0.00	0.00		0.00	0.00	0.00
Total	1,137,627.00	1,868,369.00		3,005,996.00	144,800.00	243,867.00		388,667.00	2,617,329.00	992,827.00
Previous year	0.00	1,137,627.00		1,137,627.00	0.00	144,800.00		144,800.00	992,827.00	0.00

SCHEDULE IVG: Fixed Assets- OBC

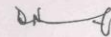
Description	Gross Block				Depreciation				Net Block	
	Cost/value at the beginning of the year	Addition during the year	Deductions during the year	Cost/value at the year end	At the beginning of the year	For the year	Deductions/ Adjustments	Total upto year end	As at the current year end	As at the previous year end
	1	2	3	4	5	6	7	8	9=(4-8)	10
A. Fixed Assets										
1. Laboratory apparatus and Scientific equipment	0.00			1,567,950.00		157,225.00		157,225.00	1,410,725.00	
2. Computers/Peripherals/Major Software	0.00	1,567,950.00		1,567,950.00		10,266.00		10,266.00	4,364,271.00	
3. Electrical Installations and Equipment	0.00	4,374,537.00		4,374,537.00		65,221.00		65,221.00	3,421,046.00	
4. Furniture, Fixture & Fittings	0.00	3,486,267.00		3,486,267.00		694.00		694.00	2,532,312.00	
5. Library books and scientific journals	0.00	2,533,006.00		2,533,006.00					11,728,354.00	
Total of Current year	0.00	11,961,760.00	0.00	11,961,760.00	0.00	233,406.00	0.00	233,406.00	217,742.00	
B. Capital work-in-progress	0.00	217,742.00		217,742.00	0.00	233,406.00	0.00	233,406.00	11,946,096.00	
Total	0.00	12,179,502.00	0.00	12,179,502.00	0.00	233,406.00	0.00	233,406.00		

FINANCE OFFICER

ASSAM UNIVERSITY, SILCHAR

SCHEDULE IVH: Fixed Assets - NLCPR

Description	Gross Block				Depreciation				Net Block	
	Cost/value at the beginning of the year	Addition during the year	Deductions during the year	Cost/value at the year end	At the beginning of the year	For the year	Deductions/ Adjustments	Total upto year end	As at the current year end	As at the previous year end
	1	2	3	4	5	6	7	8	9=(4-8)	10
A. Fixed Assets										
1. Electrical Installations and Equipments		484,314.00		484,314.00	0.00	28,977.00		28,977.00	455,337.00	
2. Furniture, Fixture & Fittings		210,629.00		210,629.00	0.00	200,446.00		200,446.00	10,183.00	
Total		694,943.00	0.00	694,943.00	0.00	229,423.00	0.00	229,423.00	465,520.00	


FINANCE OFFICER


ASSAM UNIVERSITY, SILCHAR

SCHEDULE FORMING PART OF THE BALANCE SHEET AS ON 31ST MARCH 2009

SCHEDULE V: Investments:

Amount in Rupees

Funds	Current Year 2008-09	Previous Year 2007-08
1. Endowments Funds (Sub- Sch:VA)	776,500.00	676,500.00
2. Mobilised Resource Fund (Sub- Sch:VB)	5,562,320.00	5,011,062.00
3. Pension Fund (Sub- Sch:VC)	18,615,211.00	18,115,211.00
4. Others University Fund (Sub- Sch:VD)	266,285,666.00	0.00
Total	291,239,697.00	23,802,773.00


FINANCE OFFICER

ASSAM UNIVERSITY, SILCHAR

SCHEDULE VA: Endowment Fund Investment

Amount in Rupees

SL/NO	Name of the Endowment Fund	TDR Instrument No.	Name of the Bank/Br.	Date of Investment	Rate of Interest%	Date of Maturity	Amount
1	A C Das Memorial Endow. Fund	218599	SBI, NIT Branch	19/2/2004	5.25	19/02/2010	10,000.00
2	Aparna Roy Memorial Endow. Fund	218605	SBI, NIT Branch	25/3/2004	5.25	25/03/2010	10,000.00
3	Bipin Chandra Pal Memorial Endow. Fund	718885	UCO Bank, AU Branch	2/1/2009	9	2/1/2014	10,000.00
4	B K Gupta Memorial Research schlp. Fund	218532	SBI, NIT Branch	27/7/2003	6	27/07/2009	200,000.00
5	Debahrata Roy Memorial Endow. Fund	878886	UCO Bank, AU Branch	31/03/2005	6.5	31/03/2010	10,000.00
6	D L Das Memorial Endow. Fund	878804	UCO Bank, AU Branch	18/06/2004	5.5	18/06/2010	10,000.00
7	D L Roy Memorial Endow. Fund	878867	UCO Bank, AU Branch	31/03/2005	6.5	31/03/2010	10,000.00
8	Dr. B Bhattacharjee Memorial Endow. Fund	997910	UCO Bank, AU Branch	29/09/2004	6	29/09/2011	19,000.00
9	Dr S Ranganathan Memorial Endow. Fund	218606	SBI, NIT Branch	25/3/2004	5.25	25/03/2010	10,000.00
10	G C Roy Memorial Endow. Fund	218602	SBI, NIT Branch	25/3/2004	5.25	25/03/2010	10,000.00
11	G K Roy Memorial Endow. Fund	51362	SBI, NIT Branch	29/6/2008	9	28/03/2011	10,000.00
12	Hrishikesh Saha Memorial Endow. Fund	51375	SBI, NIT Branch	27/7/2008	9	23/04/2011	12,000.00
13	Kironbala Bhattacharjee Memorial Endow. Fund	218603	SBI, NIT Branch	25/3/2004	5.25	25/03/2010	10,000.00
14	K P Sengupta Memorial Endow. Fund	218597	SBI, NIT Branch	19/2/2004	5.25	19/02/2010	10,000.00
15	Muktashree Memorial Endow. Fund	51363	SBI, NIT Branch	29/6/2008	9	26/03/2011	10,000.00
16	N C M S Memorial Endow. Fund	88614	Vijya Bank, Silchar	30/6/2005	6.5	30/6/2010	10,000.00
17	N B Digendra Kumar Dey Smriti Paraskar Account	204783	UCO Bank, AU Branch	13/12/2006	9.25	13/12/2011	9,500.00
18	Nilima Sarma Memorial Endow. Fund	218598	SBI, NIT Branch	19/2/2004	5.25	19/02/2010	10,000.00
19	N S Mate Memorial Endow. Fund	218601	SBI, NIT Branch	25/3/2004	5.25	25/03/2010	14,500.00
20	O Meena Devi Memorial Endow. Fund	218537	SBI, NIT Branch	3/9/2003	6	3/9/2009	10,000.00
21	P M Goswami Memorial Endow. Fund	878803	UCO Bank, AU Branch	18/06/2004	5.5	18/06/2010	10,000.00
Total carried forward							415,000.00

Amount in Rupees

SL/NO	Name of the Endowment Fund	TDR Instrument No.	Name of the Bank/Br.	Date of Investment	Rate of Interest%	Date of Maturity	Amount
Brought forward							415,000.00
22	R K Saha Memorial Endow. Fund	51374	SBI, NIT Branch	27/7/2008	9	23/04/2011	12,000.00
23	Sabitri Bhattacharjee Memorial Endow. Fund	51085	SBI, NIT Branch	19/3/2005	6.25	19/03/2010	10,000.00
24	Shanti Devi Memorial Endow. Fund	997909	UCO Bank, AU Branch	29/09/2004	6	29/09/2010	10,000.00
25	Sociological Research Award Endow. Fund	878887	UCO Bank, AU Branch	6/7/2005	6.5	6/7/2010	20,000.00
26	T S Brahmachari Memorial Endow. Fund	218604	SBI, NIT Branch	25/3/2004	5.25	25/03/2010	10,000.00
27	U S Dutta Memorial Award Account	204784	UCO Bank, AU Branch	13/12/2006	9.25	13/12/2011	9,500.00
28	Ushabati Sengupta Memorial Endow. Fund	218596	SBI, NIT Branch	19/2/2004	5.25	19/02/2010	10,000.00
29	Rita Kar Memorial Scholarship Fund	205100	UCO Bank, AU Branch	2/4/2008	8.75	2/4/2013	50,000.00
30	Murshedul Alom Mem. Endw Fund	205015	UCO Bank, AU Branch	25/11/2008	7.5	25/11/2011	20,000.00
31	Ajmal Foundation Prize for BA-LLB (Hons)	46325	UCO Bank, AU Branch	25/03/2009	6	25/01/2010	50,000.00
32	Ajmal Foundation Prize for B.Tech (IT)	46326	UCO Bank, AU Branch	25/03/2010	9	25/01/2011	50,000.00
33	Ananya Paul Memorial End. Award	206215	UCO Bank, AU Branch	19/02/2004	5.5	19/02/2010	20,000.00
34	Lal Behari Goala Mem. End. Fund	205897	UCO Bank, AU Branch	5/12/2003	6.5	5/12/2009	10,000.00
35	Lalit Sethi Mem. End. Fund	205898	UCO Bank, AU Branch	5/12/2003	6.5	5/12/2009	10,000.00
36	Laxminia Goala Mem. Endw. Fund	205896	UCO Bank, AU Branch	5/12/2003	6.5	5/12/2009	10,000.00
37	Haji Azmal Ali Mem. Endw. Award	206213	UCO Bank, AU Branch	19/02/2004	5.5	19/02/2010	25,000.00
38	Maryam Azmal Mem. Endw. Award	206214	UCO Bank, AU Branch	19/02/2004	5.5	19/02/2010	25,000.00
39	Surajbhan Khandelwal Mem. Endw. Fund	205895	UCO Bank, AU Branch	5/12/2003	6.5	5/12/2009	10,000.00
Grand Total							776,500.00


Finance Officer

ASSAM UNIVERSITY, SILCHAR

SCHEDULE VB: Mobilised Resource Fund Investment


Amount in Rupees

SL/NO	Term Deposit Receipt No.	Name of the Bank/Branch	Date of Investment	Rate of Interest%	Date of Maturity	Amount
1	621709	Federal Bank, Silchar branch	29/10/2008	10.6	29/10/2009	2,000,000.00
2	056789	Vijaya Bank, Silchar branch	18/11/2008	10	18-11-2009	3,562,320.00
TOTAL						5,562,320.00

SCHEDULE VC: Pension Fund Investment:-

Amount in Rupees

SL/NO	Term Deposit Receipt No.	Name of the Bank/Branch	Date of Investment	Rate of Interest%	Date of Maturity	Amount
1	SBI Bond-Application No-09	SBI, NIT, Branch	16/03/2006	8	15/03/2012	2,000,000.00
2	SBI Bond-Application No-03	SBI, NIT, Branch	29/08/2005	8	28/08/2011	5,000,000.00
3	046237	UCO- AU-Branch	16/08/2008	9.6	16-07-2010	500,000.00
4	349982	UCO- AU-Branch	07/08/2007	9	7/8/2012	380,290.00
5	350329	SBI, NIT, Branch	3/1/2007	8.25	3/1/2011	3,100,000.00
6	351207	UCO- AU-Branch	25/07/2007	9	25/07/2012	1,729,904.00
7	368032	SBI, NIT, Branch	29/05/2007	9.75	29/05/2011	200,000.00
8	481961	UCO- AU-Branch	19/04/2007	9.75	19/04/2010	800,000.00
9	482098	UCO- AU-Branch	19/01/2008	8.75	19/01/2013	400,000.00
10	878081	UCO- AU-Branch	26/04/2007	9	26/04/2012	4,105,804.00
11	997912	UCO- AU-Branch	23/01/2008	8.75	23/01/2013	399,213.00
TOTAL						18,615,211.00


FINANCE OFFICER

SCHEDULE VD: Other Fund Investment

Amount in Rupees

SL/NO	Term Deposit Receipt No.	Name of the Bank/Branch	Date of Investment	Rate of Interest%	Date of Maturity	Amount
1	A. Diphu Campus Fund:					
2	196467	Viiava Bank, Sil Branch	6/12/2008	10.25	1/10/2009	12890000.00
3	196468	Viiava Bank, Sil Branch	6/12/2008	10.25	1/10/2009	12890000.00
4	196469	Viiava Bank, Sil Branch	6/12/2008	10.25	1/10/2009	12890000.00
5	196487	Viiava Bank, Sil Branch	11/12/2008	9.5	10/12/2009	11022.00
6	476801	Viiava Bank, Sil Branch	4/9/2008	10.25	1/7/2009	10560000.00
7	482076	UCO Bank, AU Branch	19/12/2008	10.5	19/12/2009	9000000.00
Total A						58241022.00
1	B. NLCP Fund:					
2	637036	SBI, Sil Branch	13/10/2008	10.5	14/04/2009	17477843.00
	482078	UCO Bank, AU Branch	19/12/2008	10.5	19/12/2009	9579010.00
Total B						27056853.00
1	C. Non-Plan Fund:					
	482077	UCO Bank, AU Branch	19/12/2008	10.5	19/12/2009	7198219.00
Total C						7198219.00
1	D. Caution Money Fund:					
	368080	SBI, NIT Branch	11/7/2007	9.5	11/7/2011	595072.00
Total D						595072.00
1	E. Plan Fund:					
2	46253	UCO Bank, AU Branch	8/11/2008	7.5	8/5/2009	8194500.00
3	189755	UBI Bank, Tarapur	25/02/2009	9	25/11/2011	2500000.00
4	189756	UBI Bank, Tarapur	25/02/2009	9	25/11/2011	2500000.00
5	189757	UBI Bank, Tarapur	25/02/2009	9	25/11/2011	2500000.00
6	189758	UBI Bank, Tarapur	25/02/2009	9	25/11/2011	2500000.00
7	19241	Punjab & Sind, Sil Branch	25/02/2009	9	25/02/2010	2500000.00
8	19242	Punjab & Sind, Sil Branch	25/02/2009	9	25/02/2010	2500000.00
9	19243	Punjab & Sind, Sil Branch	25/02/2009	9	25/02/2010	2500000.00
10	19245	Punjab & Sind, Sil Branch	25/02/2009	9	25/02/2010	2500000.00
11	264779	Federal Bank, Sil Branch	15/12/2008	10	16/06/2009	10000000.00
12	264780	Federal Bank, Sil Branch	15/12/2008	10	16/06/2009	10000000.00
13	3034	Viiava Bank, Sil Branch	25/02/2009	8	25/01/2011	2500000.00
14	3035	Viiava Bank, Sil Branch	25/02/2009	8	25/01/2011	2500000.00
15	3050401000014/1	Canara Bank, Sil Branch	25/02/2009	9	25/01/2012	2500000.00
16	3050401000014/2	Canara Bank, Sil Branch	25/02/2009	9	25/01/2012	2500000.00
17	3050401000014/3	Canara Bank, Sil Branch	25/02/2009	9	25/01/2012	2500000.00
	3050401000014/4	Canara Bank, Sil Branch	25/02/2009	9	25/01/2012	2500000.00

SL/NO	Term Deposit Receipt No.	Name of the Bank/Branch	Date of Investment	Rate of Interest%	Date of Maturity	Amount
18	311000PR00007693	PNB, Sil Branch	26/02/2009	8	25/11/2011	250000.00
19	311000PR00007709	PNB, Sil Branch	26/02/2009	8	25/11/2011	250000.00
20	366050	Allahabad, Sil Branch	25/02/2009	9	14/08/2011	250000.00
21	366051	Allahabad, Sil Branch	25/02/2009	9	14/08/2011	250000.00
22	366052	Allahabad, Sil Branch	25/02/2009	9	14/08/2011	250000.00
23	366054	Allahabad, Sil Branch	25/02/2009	9	14/08/2011	250000.00
24	46309	UCO Bank, AU Branch	26/02/2009	10	13/01/2010	250000.00
25	46310	UCO Bank, AU Branch	26/02/2009	10	13/01/2010	250000.00
26	46311	UCO Bank, AU Branch	26/02/2009	10	13/01/2010	250000.00
27	46312	UCO Bank, AU Branch	26/02/2009	10	13/01/2010	250000.00
28	46313	UCO Bank, AU Branch	26/02/2009	10	13/01/2010	250000.00
29	46314	UCO Bank, AU Branch	26/02/2009	10	13/01/2010	250000.00
30	46315	UCO Bank, AU Branch	26/02/2009	10	13/01/2010	250000.00
31	46316	UCO Bank, AU Branch	26/02/2009	10	13/01/2010	250000.00
32	46317	UCO Bank, AU Branch	26/02/2009	10	13/01/2010	250000.00
33	46318	UCO Bank, AU Branch	26/02/2009	10	13/01/2010	250000.00
34	46319	UCO Bank, AU Branch	26/02/2009	10	13/01/2010	250000.00
35	46320	UCO Bank, AU Branch	26/02/2009	10	13/01/2010	250000.00
36	49140	Baroda Bank, Sil Branch	25/02/2009	9	17/03/2011	250000.00
37	49141	Baroda Bank, Sil Branch	25/02/2009	9	17/03/2011	250000.00
38	49142	Baroda Bank, Sil Branch	25/02/2009	9	17/03/2011	250000.00
39	49143	Baroda Bank, Sil Branch	25/02/2009	9	17/03/2011	250000.00
40	566120	SBI, NIT Branch	27/02/2009	9	24/11/2011	250000.00
41	566121	SBI, NIT Branch	27/02/2009	9	24/11/2011	250000.00
42	566122	SBI, NIT Branch	27/02/2009	9	24/11/2011	250000.00
43	566123	SBI, NIT Branch	27/02/2009	9	24/11/2011	250000.00
44	62209	Union Bank, Sil Branch	26/02/2009	8	26/2/2011	250000.00
45	62210	Union Bank, Sil Branch	26/02/2009	8	26/2/2011	250000.00
46	7010	CBI, Sil Branch	25/02/2009	9.25	3/9/2010	250000.00
47	7011	CBI, Sil Branch	25/02/2009	9.25	3/9/2010	250000.00
48	7012	CBI, Sil Branch	25/02/2009	9.25	3/9/2010	250000.00
49	7013	CBI, Sil Branch	25/02/2009	9.25	3/9/2010	250000.00
50	7014	CBI, Sil Branch	25/02/2009	9.25	3/9/2010	250000.00
51	7015	CBI, Sil Branch	25/02/2009	9.25	3/9/2010	250000.00
52	706737	Indian Bank, Sil Branch	24/02/2009	8	24/02/2010	250000.00
53	706738	Indian Bank, Sil Branch	24/02/2009	8	24/02/2010	250000.00
Total E						153194500.00
1	F. OBC Fund: 311000PR00005349	PNB, Sil Branch	9/9/2008	10.6	9/9/2009	1000000.00
2	476913	Vijaya Bank, Sil Branch	16/09/2008	10.25	13/07/2009	1000000.00
Total F						2000000.00
Grand Total (A+B+C+D+E+F)						266,285,666.00

33

FINANCE OFFICER

ASSAM UNIVERSITY, SILCHAR

SCHEDULE FORMING PART OF THE BALANCE SHEET AS ON 31ST MARCH 2009

SCHEDULE VI: Current Assets, Loans & Advances

	Current year	Previous year
A. Current Assets :		
1. Stocks of Chemicals, Consumables and Stationery	727,909.00	1,063,633.96
2. Receivable against Sponsored Projects	0.00	556,723.00
3. Cash and Bank Balances	152,212.00	240,608.00
a. Cash in Hand	139,500.00	127,500.00
b. Imprest	26,468,207.85	4,451,324.58
c. Bank Balance in - Current Account	95,780,472.70	102,655,731.79
- Saving Accounts	0.00	228,529,255.00
- Deposit Accounts		
TOTAL (A)	123,268,301.55	337,624,776.33


Contd...

34

SCHEDULE VI: Current Assets, Loans & Advances

Amount in Rupees

B. Loans and Advances:	Current year	Previous year
1. Advances to Employees(Non-interest bearing)		
a. Salary	7,500.00	15,500.00
b. Festival	370,500.00	320,725.00
c. LTC	433,911.00	46,860.00
d. Others	7,318,123.55	5,286,253.55
2. Advances and other amounts recoverable in Cash or in kind or for value to be received		
a. Advances on Capital A/c.		
-Civil Works	276,165,751.00	156,855,670.00
-Equipment Supply	0.00	1,327,136.00
b. Others: Advances to vendors/suppliers for goods	3,979,124.00	11,116,599.00
c. For sponsored Projects	9,173,980.00	9,039,477.00
d. House Building Advance	8,715,280.00	0.00
3. Prepaid Expenses		
a. Insurance	547,979.00	339,092.00
4. Deposits		
a. Telephone	177,100.00	177,100.00
b. Electricity	999,705.00	452,765.00
5. Income Accrued but not due		
a. On Investments From		
- Earmarked/Endowment Funds	4,507,156.00	2,538,043.50
b. On Investments - others	11,489,230.00	6,976,876.00
c. On House Building Advance	3,752,137.00	3,197,911.00
6. Other Current Assets		
a. HBA Fund recovery	74,309.00	
b. Prior Period Rectification of Endowment Fund	20,000.00	
Total (B)	327,731,785.55	197,690,008.05
GRAND TOTAL (A+B)	451,000,087.10	535,314,784.38


FINANCE OFFICER

ASSAM UNIVERSITY, SILCHAR

Attachment 'A'

Closing Bank Balances as on 31.03.2009

1. Current Accounts:

SL. No.	ACCOUNT NUMBER	NAME OF THE ACCOUNTS	AMOUNT (in Rs.)
1	CD-1	Assam University Principal Account	24,044,982.85
2	30209155365	Diphu Campus Current Account	2,285,925.00
3	11050200034090	Federal, New Delhi	137,300.00
Total			26,468,207.85

2. Savings Bank Accounts:

a) Endowment Funds:


SL. No.	ACCOUNT NUMBERS	NAME OF THE ACCOUNTS	AMOUNT (in Rs.)
1	10521277580	A.C. Das Memorial Endowment Fund	6,358.50
2	10521277591	Aparna Roy Memorial Endowment Fund	1,209.19
3	10521277705	S.Bhattacharjee Memorial Endowment Fund	3,709.79
4	10521277716	B.K.Gupta Memorial Endowment Fund	160,589.99
5	10521277841	G.C.Roy Endowment Fund	5,863.06
6	10521277852	G.K.Roy Memorial Prize Money Fund	3,217.37
7	10521277863	Hrishikesh Saha Memorial Endowment Fund	4,677.93
8	10521277910	Kiranbala Bhattacharjee Memorial Endowment Fund	2,850.10
9	10521277921	K.P. Sengupta Memorial Endowment Fund	4,143.11
10	10521277987	Muktashree Memorial Prize Money Fund	4,264.38
11	10521277998	N.S. Mate Memorial Endowment Fund	5,697.64
12	10521278006	Nilima Sarma Memorial Endowment Fund	3,093.57
13	10521278095	O.Meena Devi Memorial Endowment Fund	6,958.85
14	10521278200	R.K. Saha Memorial Endowment Fund	5,732.97
15	10521278324	Dr.S.Ranganathan Memorial Prize Money Fund	4,270.04
16	10521278391	T.S. Brahmachari Memorial Endowment Fund	4,536.96
17	10521278404	Ushabati Sengupta Memorial Endowment Fund	5,580.28
18	4606	N.C. Malati Shyam Endowment Fund	7,620.50
19	AU/140	B.C. Paul Memorial Endowment Fund	2,911.50
20	AU/377	P.M. Goswami Memorial Prize Money Fund	3,727.00
21	AU/378	Debendra Lal Das Memorial Endowment Fund	4,715.00
22	AU/429	Dr. B. Bhattacharjee Memorial Endowment Fund	12,079.00
23	AU/430	Shanti Devi Memorial Award Fund	2,228.00
24	AU/485	Dr. Debabrata Roy Memorial Endowment Fund	12,867.00
Balance Carried Forward			278,901.73

ASSAM UNIVERSITY, SILCHAR

Attachment 'A'

Closing Bank Balances as on 31.03.2009

Balance Brought Forward			278,901.73
25	AU/486	D.L. Roy Memorial Endowment Fund	14,373.00
26	AU/501	Sociological Research Award	17,471.00
27	AU/630	Upendra Sankar Dutta Memorial Award	703.00
28	AU/631	N B. Dipendra Kr. Dey Smriti Puraskar	696.00
29	AU/777	Assam University Endowment Award	53,275.00
Total (Endowment Funds)			365,419.73
b) Others:			
1	0472010160810	UBI, Tarapur	1,329,653.00
2	10521277603	Alumni Association	23,879.54
3	10521277614	House Building Advance Account	606,724.48
4	10521277625	Non Lapsable Pool Fund	10,319,759.34
5	10521277658	Student Coutuion Money Fund	2,152,295.98
6	10521277669	Student Aid Fund	544,449.46
7	10521277670	Student Co-Curricular Fund	28,041.00
8	10521277692	University Development Fund	836,273.71
9	AU/23	Pension Fund	1,830,269.00
10	AU/279	Research Project Fund	21,781,965.00
11	AU-382	Mobilized Resource Fund	4,194,827.98
12	SB-816	A. U. Hostel Account	6,498,506.00
14	SB-07	A.U. Revenue Account	25,640,938.48
16	AU/1556	DBA Special Fee Fund Account	1,853,764.00
17	AU/1622	A. U. Exam Remuneration Account	22,025.00
18	30206139913	A. U. Diphu Campus Account	12,083,499.00
19	30397033053	A. U. Diphu Campus Account	533,906.00
20	10419	Principal Account CBI	10,178.00
Total (Others)			90,290,954.97
c) Plan Grant Accounts:			
	SB-2225	Plan Grants Account	5,124,098.00
Total (Plan Grants)			5,124,098.00
Total Savings Account			95,780,472.70
Grand Total (Current+Savings)			122,248,680.55


FINANCE OFFICER

ASSAM UNIVERSITY, SILCHAR

SCHEDULE FORMING PART OF THE INCOME & EXPENDITURE ACCOUNT FOR THE YEAR ENDED 31ST MARCH 2009

SCHEDULE VII: Income from Grants received during the year

		Amount in Rupees	
A. Non-Plan Maintenance Grants:			
a)	For Salaries	161,581,000.00	
b)	For Non-Salary	45,000,000.00	
c)	For Retirement benefit & Pension	5,157,000.00	211,738,000.00
LESS: Amount Utilised for Capital Expenditure			3,936,761.00
			207,801,239.00
B. Development Grants Charge to Revenue Account			
a)	NLCPR	342,275.00	
b)	PLAN	17,361,122.49	
c)	OBC	10,398,482.00	
d)	Diphu Campus	12,143,486.00	
e)	SOT	4,246,478.00	44,491,843.49
TOTAL			252,293,082.49

Represented as Income the Income Expenditure Account


FINANCE OFFICER


ASSAM UNIVERSITY, SILCHAR

SCHEDULE FORMING PART OF THE INCOME & EXPENDITURE ACCOUNT FOR THE YEAR ENDED 31ST MARCH 2009

SCHEDULE VIII : Academic Receipts

Amount in Rupees

	Current year			Previous year		
	Non-plan	Diphu Campus	TOTAL	Non-plan	Diphu Campus	TOTAL
Fees from Students						
(A) Academic Receipts						
Academic	20,521,361.00	562,052.00	21,083,413.00	11,247,431.00	176,285.00	11,423,716.00
Computer Fee	28,400.00		28,400.00	25,000.00		25,000.00
Other Fees	529,095.00	2,119.00	531,214.00	267,998.00		267,998.00
Sale of Forms & Prospectus, etc.	742,180.00		742,180.00	752,867.00		752,867.00
Convocation Receipt			0.00	217,410.00		217,410.00
(B) Examination Receipt	11,466,669.00		11,466,669.00	10,164,015.00		10,164,015.00
(C) Hostel Fees:	687,963.00		687,963.00	771,900.00		771,900.00
Total	33,975,668.00	564,171.00	34,539,839.00	23,446,621.00	176,285.00	23,622,906.00


FINANCE OFFICER

ASSAM UNIVERSITY, SILCHAR

SCHEDULE FORMING PART OF THE INCOME & EXPENDITURE ACCOUNT FOR THE YEAR ENDED 31ST MARCH 2009

SCHEDULE IX : Interest earned

Amount in Rupees

	Current year 2008-09	Previous year 2007-08
1. On Term Deposits with scheduled Banks	1,287,094.00	624,460.00
2. On savings Accounts with scheduled banks	965,551.00	886,157.00
TOTAL	2,252,645.00	1,510,617.00



FINANCE OFFICER

ASSAM UNIVERSITY, SILCHAR

SCHEDULE FORMING PART OF THE INCOME & EXPENDITURE ACCOUNT FOR THE YEAR ENDED 31ST MARCH 2009

SCHEDULE X : Other Income

	<i>Amount in Rupees</i>	
	Current Year	Previous Year
1) Recruitment Receipt	90,505.00	117,180.00
2) Rent Recoveries	265,059.00	46,389.00
3) Electricity charges	17,912.00	419,881.00
4) Sale of Tender Paper	142,900.00	4,000.00
5) Recovery of Transport Charges	328,450.00	246,110.00
6) Sale Proceeds of unserviceable stores/ empties & waste paper.	76,107.00	150.00
7) Misc. Income	123,952.00	3,211.00
8) Insurance Claim Receipt	14,714.00	28,910.00
9) Licence fee	141,147.00	144,405.00
10) Surplus on sale/disposal of owned Asset	-	61,113.00
11) R T I Receipt	150.00	20.00
TOTAL	1,200,896.00	1,071,369.00


FINANCE OFFICER

ASSAM UNIVERSITY, SILCHAR

SCHEDULE FORMING PART OF THE INCOME & EXPENDITURE ACCOUNT FOR THE YEAR ENDED 31ST MARCH 2009

SCHEDULE XI : Prior Period Income

Amount in Rupees

	Current year-2008-09	Previous year-2007-08
a) Written off Liability for time barred cheques	139,570.27	-
b) Prior Period Receipt- Hostel Fees	-	2,261,322.00
Total	139,570.27	2,261,322.00


FINANCE OFFICER


ASSAM UNIVERSITY, SILCHAR

SCHEDULE FORMING PART OF THE INCOME & EXPENDITURE ACCOUNT FOR THE YEAR ENDED 31ST MARCH 2009

SCHEDULE XII : Establishment Expenses

Amount in Rupees

	Current Year-2008-09					Previous Year-2007-08				
	Plan	Non Plan	School of Technology	Diphu Campus	Total	Plan	Non Plan	School of Technology	Diphu Campus	Total
a) Salaries, wages and allowances	1,064,702.00	153,667,003.00	3,482,265.00	8,761,992.00	166,975,962.00	16,758,481.00	73,597,096.00	1,322,044.00	2,060,973.00	93,738,594.00
b) Contribution to Provident Fund		719,157.00			719,157.00		661,881.00			661,881.00
c) Contribution to New Pension Scheme		3,048,030.00		930,637.00	3,978,667.00					
d) Ad-Hoc Bonus		880,304.00		985.00	881,289.00		467,702.00			467,702.00
e) LTC to Staff		876,027.00			876,027.00		876,053.00			876,053.00
f) Staff welfare, Medical reimbursement, etc.		1,213,468.00		6,094.00	1,219,562.00	10,471.00	823,744.00			834,215.00
g) Consultancy charges, Honorarium/Overtime allowance to staff.	846,618.00	324,662.00		79,958.00	1,251,238.00	18,406.00	454,612.00	70,940.00		543,958.00
h) Retirement & Terminal Benefits		1,958,102.00			1,958,102.00		14,416,985.00			14,416,985.00
i) Salary OBC staff	6,201,265.00				6,201,265.00					
Total	8,112,585.00	162,686,753.00	3,482,265.00	9,779,666.00	184,061,269.00	16,787,358.00	91,298,073.00	1,392,984.00	2,060,973.00	111,539,388.00


FINANCE OFFICER


ASSAM UNIVERSITY, SILCHAR

SCHEDULE FORMING PART OF THE INCOME & EXPENDITURE ACCOUNT FOR THE YEAR ENDED 31ST MARCH 2009

SCHEDULE XIII : Academic Expenses

Amount in Rupees

	Plan	Non Plan	Diphu Campus	Total	Plan	Non Plan	Diphu Campus	Total
1. Admission Expenses		449,812.00	1,300.00	451,112.00		475,694.00		475,694.00
2. Seminar/Workshop Expenses				-		63,201.00	5,491.00	68,692.00
3. Examination Expenses		6,356,098.00	185,054.00	6,541,152.00		5,449,059.00	24,446.00	5,473,505.00
4. Student Welfare Expenses	23,129.00	18,300.00		41,429.00	9,379.00	77,300.00		86,679.00
5. Convocation		565,733.00		565,733.00		777,273.00		777,273.00
6. Honorarium to Guest Faculty & others	502,207.00	345,541.00		847,748.00	79,811.00	443,265.00	185,000.00	708,076.00
7. Expenses on University Journals, Newsletter etc.				-		110,360.00		110,360.00
8. Laboratory Expenses	551,407.00	2,300,848.00	18,811.00	2,871,066.00	20,138.00	1,663,376.00		1,683,514.00
9. Other Academic Expenses	344,558.00	1,657,813.00	72,421.00	2,074,792.00		435,792.00		435,792.00
10. Salary/Honorarium to MBA Deptt workers		321,515.00		321,515.00		231,994.00		231,994.00
11. Unassigned Grant Expenses	446,014.00			446,014.00	587,201.00			587,201.00
12. Fellowship to M. Phil/Ph. D. Schollars	8,501,476.00			8,501,476.00	865,893.00			865,893.00
13. Net Coaching expenses of Minortiy Cell	147,959.00			147,959.00	20,500.00			20,500.00
14. Miscellaneous expenses		75,372.00		75,372.00		140,000.00		140,000.00
15. UGC Scholarship for Rank Holders	80,000.00			80,000.00				
Total	10,596,750.00	12,091,032.00	277,586.00	22,965,368.00	1,582,922.00	9,867,314.00	214,937.00	11,665,173.00


FINANCE OFFICER

ASSAM UNIVERSITY, SILCHAR

SCHEDULE FORMING PART OF THE INCOME & EXPENDITURE ACCOUNT FOR THE YEAR ENDED 31ST MARCH 2009

SCHEDULE XIV : Administrative Expenses

Amount in Rupees

	Current Year (2008-09)							Previous Year (2007-08)					
	Plan	Diphu Campus	NLCPR	SOT	Non Plan	OBC	Total	Plan	Diphu Campus	NLCPR	SOT	Non Plan	Total
A. Infrastructure													
a) Electricity charges		43,746.00	342,275.00		4,888,352.00		5,274,373.00		3,218.00	11,183.00		3,472,960.00	3,487,361.00
b) Water charges		2,800.00			503,500.00		506,300.00					1,197,791.00	1,197,791.00
c) Security Charges		366,646.00			3,532,061.00		3,898,707.00					3,818,771.00	3,818,771.00
d) Vehicle Running Expenses		147,395.00			4,521,221.00		4,668,616.00		86,577.00			2,190,798.00	2,277,375.00
e) Insurance					47,857.00		47,857.00					378,999.00	378,999.00
f) Generator Maintenance		700.00			218,428.00		219,128.00	84,381.00				38,251.00	122,632.00
g) Rent, Rates & Taxes		105,000.00					105,000.00		70,000.00				70,000.00
B. Communication													
a) Postage & Telegram		38,618.00			299,758.00		338,376.00		1,444.00			293,297.00	294,741.00
b) Telephones, Fax & Internet		102,678.00			1,040,066.00		1,142,744.00		8,694.00			734,332.00	743,026.00
C. Membership & Contribution to other Instt											479,600.00		479,600.00
D. Advertisement and Publicity					567,993.00		567,993.00					1,360,341.00	1,360,341.00
E. Legal & Professional Expenses													
F. Others													
a) Printing and stationery (consumption)		308,974.00			2,661,052.96		2,970,026.96	32,603.00	163,561.00			1,037,338.04	1,233,502.04
b) Newspapers & periodicals	609.00	12,500.00			765,127.00		778,236.00	88,233.00	10,782.00			76,116.00	175,131.00
c) Health Centre & other Welfare					111,658.00		111,658.00					114,959.00	114,959.00
d) Bank charges					47,847.00	700.00	57,109.49		5,715.00			20,764.00	42,039.00
e) Meeting expenses	4,717.49	3,845.00			1,453,905.00		1,532,777.00					872,673.00	872,673.00
f) Selection Committee expenses for Recruitment	24,821.00	54,051.00			411,356.00		577,228.00	1,374,444.00	569,340.00			2,171,688.00	4,115,472.00
g) Advertisement		5,500.00		106,455.00	101,800.00	3,669,521.00	208,255.00	48,030.00				29,340.00	77,370.00
h) Labour Charges, Daily Wages & Contract Labour	39,381.00	66,633.00			1,992,014.00		2,098,028.00	8,670.00	34,920.00			1,788,553.00	1,832,143.00
i) Other Charges of Admn Academic Departments		6,331.00		4,000.00	868,406.00		878,737.00		8,798.00		2,000.00	227,335.00	238,133.00
j) TA / DA to Staff & others	500,817.00	276,730.00		10,312.00	1,564,128.00		2,351,987.00	228,417.00	339,062.00			70,600.00	70,600.00
k) Annual Day Celebration		54,147.00			2,206,841.00		2,206,841.00		2,793.00			1,448,157.00	1,450,950.00
l) House Keeping Charges												19,000.00	19,000.00
m) The President of India Visit Related									92,775.00			6,413.00	99,188.00
n) Accommodation charges									2,000.00			104,724.00	106,724.00
o) Staff & Student amenities										169,972.00			169,972.00
p) Inauguration expenses												215,365.00	359,842.00
q) Other expenses		14,569.00		643,446.00	221,182.00	526,996.00	1,406,193.00	112,156.00	32,321.00				
r) Building contingency	187,412.00						187,412.00						
s) IQAC expenses	9,000.00						9,000.00						
t) SC/ST cell other expenses	2,000.00						2,000.00						
Total	768,757.49	1,610,863.00	342,275.00	764,213.00	28,073,640.96	4,197,217.00	35,756,966.45	1,992,494.00	1,601,972.00	11,183.00	481,600.00	23,309,980.04	27,397,229.04

FINANCE OFFICER

ASSAM UNIVERSITY, SILCHAR

SCHEDULE FORMING PART OF THE INCOME & EXPENDITURE ACCOUNT FOR THE YEAR ENDED 31ST MARCH 2009

SCHEDULE XV: Repairs & Maintenance

Amount in Rupees

	Current Year (2008-09)				Previous Year (2007-08)			
	Plan	Non Plan	Diphu Campus	Total	Plan	Non Plan	Diphu Campus	Total
a) Estate Maintenance	-	2,522,322.00	29,335.00	2,551,657.00	-	1,403,348.00	-	1,403,348.00
b) Maintenance of Buildings	-	129,564.00	446,036.00	575,600.00	10,050.00	518,675.00	-	528,725.00
c) Renovation & repair of Buildings	4,321,295.00	-	-	4,321,295.00	5,260,957.00	-	-	5,260,957.00
d) Maintenance of Electricals	-	445,833.00	-	445,833.00	-	512,030.00	-	512,030.00
e) Maintenance of Equipment	-	162,464.00	-	162,464.00	-	75,688.00	-	75,688.00
f) Maintenance of Computers	-	414,968.00	-	414,968.00	-	432,085.00	-	432,085.00
g) Maintenance of Furniture	-	-	-	-	-	26,210.00	-	26,210.00
h) Maintenance of Vehicles	-	25,363.00	-	25,363.00	-	456,177.00	10,690.00	466,867.00
i) Other repair charges	-	-	-	-	-	4,000.00	-	4,000.00
Total	4,321,295.00	3,700,514.00	475,371.00	8,497,180.00	5,271,007.00	3,428,213.00	10,690.00	8,709,910.00

FINANCE OFFICER


ASSAM UNIVERSITY, SILCHAR

SCHEDULE FORMING PART OF THE INCOME & EXPENDITURE ACCOUNT FOR THE YEAR ENDED 31ST MARCH 2009

SCHEDULE XVI : Prior Period Expenses

Amount in Rupees

	Current Year (2008-09)			Previous Year (2007-08)		
	Plan	Non Plan	Total	Plan	Non Plan	Total
a) Administrative Expenses		309,571.00	309,571.00			
b) Establishment Expenses						
c) Salary						
Total	0.00	309,571.00	309,571.00	0.00	0.00	0.00


FINANCE OFFICER

ASSAM UNIVERSITY, SILCHAR

SCHEDULE FORMING PART OF THE ACCOUNTS FOR THE YEAR ENDED 31ST MARCH 2009

SCHEDULE XVII Significant Accounting Policies

1. ACCOUNTING CONVENTION

Assam University is a Central University established in 1994 under an Act of Parliament. It is fully funded by Government of India. The financial statements are prepared, unless otherwise stated, on the basis of historical cost convention, and generally on the accrual method of accounting. All Income/receipt and expenditure are maintained on accrual basis, except for the following:

- Government of India grants received through University grants Commission are accounted for on cash basis.
- Fees from students, sale of admission forms, and interest on Saving Bank accounts are accounted for on cash basis.
- Receipts of interest on House Building Advances are accounted for on recovery basis.
- Receipts of Interest on Endowment Funds are accounted for on realization basis.
- Expenditure on charges prepaid, except subscription of journals, is accounted on cash basis.

2. FIXED ASSETS

- 2.1 Fixed assets of the University are acquired out of grants received from the Government of India. Funds utilized for acquisition of assets are shown under Capital Fund (Fixed Assets) in the corresponding schedule and taken to Balance Sheet.
- 2.2 Fixed Assets are valued at cost of acquisition including inward freight, duties and taxes and incidental and direct expenses related to acquisition, installation & commissioning.

3. DEPRECIATION

- 3.1. Fixed assets are valued at cost less accumulated depreciation. Depreciation on fixed assets is provided on Straight line method, at the following rates:

Sl No.	Assets	Percentage of Depreciation
1	Land	0
2	Buildings	
	a) Semi Permanent	5
	b) Other	2
3	Roads & Bridges	2
4	Tube Wells & Water Supply	2
5	Sewerage & Drainage	2
6	Electrical Installation & Equipment	5
7	Plant & Machinery	5
8	Scientific & Laboratory Equipment	8
9	Office Equipment	7.5
10	Audio Visual Equipment	7.5
11	Computers & Peripherals	20
12	Furniture, Fixtures & Fittings	7.5
13	Vehicles	10
14	Library Books & Scientific Journals	10
15	Others - Sports goods and Networking	10

- 3.2. Depreciation on additions during the year has been provided for the actual days of acquisition.
- 3.3. Value of an asset, when fully depreciated, is carried over at residual value of Re. 1.

4. INVENTORY:

Closing stocks of chemicals, glassware, consumables, stationery & other stores, net of addition and consumption that are charged to revenue account, are exhibited under current assets.

5. RETIREMENT BENEFITS

Provision for the accrued liability pertaining to retirement benefits of employees, viz, gratuity, leave encashment etc., except unpaid liability of retired employees, are not made because these expenses are met out of grants received for the purpose from the Government.

6. INVESTMENTS

- 6.1 All investments are valued at cost.
- 6.2 Fixed deposits with banks are classified as Investments (Schedule V) irrespective of the duration of their deposit.
- 6.3 Interest received on investments of the University funds are credited to respective funds.

7. **EARMARKED/ENDOWMENT FUNDS**

All externally / internally funded earmarked / endowment funds, viz, Endowment Fund, Mobilised Resource Fund, Pension Fund, House Building Advance Fund, University Development Fund, are accounted for under distinctive heads.

Closing balance of these funds are depicted as liability in the Balance Sheet


Assets created out of Earmarked Funds and sponsored projects where the ownership of such assets vests in the University are set up by credit to capital Fund & merged with the Fixed Assets of the University. Depreciation is charged at the rates applicable to the respective assets.

8. **FOREIGN CURRENCY TRANSACTIONS**

Transactions denominated in foreign currencies are recorded at exchange rate applicable at the time of settlement.

9. **INCOME TAX**

The income of the University is exempt from Income Tax under Section 10(23c) (iiiab) of the Income Tax Act 1961. No provision for tax is therefore made in the accounts.



FINANCE OFFICER


ASSAM UNIVERSITY, SILCHAR

SCHEDULE: XVIII Notes on Accounts


1. CONTINGENT LIABILITIES

1.1	Claims against the University not acknowledged as debt	NIL
1.2	In respect of	
a.	Bank guarantee given on behalf of the University	NIL
b.	Letters of credit opened by bank on behalf of the University	NIL
c.	Bills discounted with banks	NIL
1.3	Disputed demands in respect of	
a.	Rates and taxes	NIL
b.	Litigation	NIL

Suits filed against the university are pending in various courts of judicature. Financial liability, if any, in these cases is not ascertainable.

2.	PENSION FUND	The Fund has been restructured to account for contributions received in respect of employees on deputation as also capitalized value of pension etc. received from previous employers of absorbed staff. Interest received and accrued has been credited to this fund.	
		Value of Pension Fund, worked out on 31 st March 2009, to Rs.2,44,23,316.00 , has been shown as liability under earmarked Funds (Schedule 2).	XIX
3.	RETIREMENT BENEFITS	Provisions made under Gratuity (Rs. 2,39, 03,409) and Leave Encashment (Rs. 2,14,27,686) as at 31 st March 2008 have been adjusted against Capital Fund.	XX
4.	CURRENT ASSETS, LOANS AND ADVANCES	In the opinion of the Management, the Current Assets, Loans and Advances have a value on realization in the ordinary course, equal to at least the aggregate amount shown in the Balance Sheet.	XXI
5.		The details of balances in Savings Bank Accounts and Current Accounts with Banks are depicted in as Attachment 'A'.	XXII
6.		Previous years' figures have been regrouped / adjusted wherever necessary.	
7.		As the Provident Funds and the New Pension Scheme Fund are owned by the employees as members of these funds and not by the University, accounts of these funds have been shown separately under distinct Receipts & Payments Account, Income & Expenditure Account for the year ended 31 st March 2009 and Balance Sheet as on that date and attached to the Annual Accounts of the University.	
8.		Schedules I to XVIII are annexed to and form an integral part of the Balance Sheet as at 31 st March 2009 and the Income & Expenditure account for the year ended on that date.	
 FINANCE OFFICER.			

ASSAM UNIVERSITY, SILCHAR					
RECEIPTS AND PAYMENTS ACCOUNT FOR THE YEAR ENDED 31ST MARCH 2009					
Amount in Rupees					
Schedule No.	Receipts	Schedule No.	Payments		
	Opening balances:		XXIII Academic Expenses	22,189,736.00	
	a) Cash in hand	240,608.00			
	b) Bank balances : i) In Current Accounts	4,451,324.58	XXIV Administrative Expenses	26,810,010.49	
	ii) In Saving Accounts	102,655,731.79	XXV Establishment Expenses	166,885,218.00	
XIX	Grant-in-Aid	488,338,000.00	XXVI Repair and Maintenance	7,598,985.00	
XX	Interest earned	2,982,666.00	Investments : Pension Fund	500,000.00	
	Investment	214,584,732.00	: Endowment Fund	2,100,000.00	
			: Others	233,754,500.00	
			Purchase of Fixed Assets :		
	Recoveries of Advance :		Plan	33964107.00	
	Advance to Employees Int. bearing	800,015.00	Non Plan	3891307.00	
	Advance to Employees non Int. bearing	6,957,188.00	Diphu	9779554.00	
	Advance and other recoverable	7,273,112.00	SOT	1868369.00	
			NLCPR	210629.00	61,893,468.00
XXI	Academic Receipts	34,539,839.00	Advances :		
			Advance to Employees Int. bearing	1,139,975.00	
XXII	Other Receipts	34,088,189.67	Advance to Employees non Int. bearing	20,159,103.00	
			Advance and other recoverable	212,554,625.00	
			XXVII Other Payments	18,924,893.00	
			Closing balances : a) Cash in hand	152,212.00	
			: b) Bank Balances :		
			: In Current Account	26,468,207.85	
			: In Savings Account	95,780,472.70	
	TOTAL	896,911,406.04	TOTAL	896,911,406.04	



FINANCE OFFICER

ASSAM UNIVERSITY, SILCHAR

SCHEDULE FORMING PART OF THE RECEIPTS AND PAYMENTS ACCOUNT

SCHEDULE XIX: Grants-in-aid

PARTICULARS	Amount in Rupees
a) Grants from UGC - OBC	161,100,000.00
a) Grants from UGC - XI Plan	115,500,000.00
a) Grants from UGC - Non Plan	211,738,000.00
Total	488,338,000.00



FINANCE OFFICER

ASSAM UNIVERSITY, SILCHAR

SCHEDULE FORMING PART OF THE RECEIPTS AND PAYMENTS ACCOUNT

SCHEDULE XX: Interest Earned

PARTICULARS	Amount in Rupees
a) Interest earned on Sponsored Project(AU-279)	418,692.00
b) Interest earned on EMFS (AU19)	155,948.00
c) Interest earned on Savings A/C Endowment Fund	42,054.00
d) Interest earned on Savings A/C Earmarked Fund	160,642.00
f) Other Interest	1,111,751.00
g) Interest earned on Savings A/C Dhipu	31,288.00
h) Interest earned on Savings A/C NLCPR	296,530.00
i) Interest earned on Savings A/C Plan	714,577.00
j) Interest earned on Student Caution Money Fund	51,184.00
Total	2,982,666.00



FINANCE OFFICER

ASSAM UNIVERSITY, SILCHAR

SCHEDULE FORMING PART OF THE RECEIPTS AND PAYMENTS ACCOUNT

SCHEDULE XXI: Academic Receipts

PARTICULARS	Amount in Rupees				
	Non-plan	Diphu Campus	MBA	SOT	TOTAL
a) Academic Fees	41,804.00	562,052.00	206,400.00	700,550.00	1,510,806.00
b) Computer Fee	342,900.00	-	-	-	342,900.00
c) Other Fees	18,607,928.00	2,119.00	-	11,392.00	18,621,439.00
d) Sale of Forms & Prospectus, etc.	820,925.00	-	-	-	820,925.00
e) Convocation Receipt	4000.00	-	-	-	4,000.00
f) Examination Fees	13,239,769.00	-	-	-	13,239,769.00
TOTAL	33,057,326.00	564,171.00	206,400.00	711,942.00	34,539,839.00



FINANCE OFFICER

ASSAM UNIVERSITY, SILCHAR

SCHEDULE FORMING PART OF THE RECEIPTS AND PAYMENTS ACCOUNT

SCHEDULE XXII: Other Receipts

PARTICULARS	Amount in Rupees
a) University development fund	462,760.00
b) Pension Fund	1,441,825.00
c) Endowment fund	78,764.00
d) Receipt against sponsored Projects / Scheme	27,416,787.00
e) Student Caution money fund	2,026,800.00
f) Other funds	15,202.00
g) Prior period receipt	139,570.27
h) Overhead Charges of sponsored projects	353,200.00
i) Earnest money from contractor	2,000.00
j) Student Co-curricular fund	280,925.00
k) Hostel caution money fund	131,120.00
l) Hostel Development fund	288,800.00
m) Students Aid fund	117,550.00
n) Magazine fee fund	83,380.00
o) Other receipts	1,249,506.40
Total	34,088,189.67


FINANCE OFFICER


ASSAM UNIVERSITY, SILCHAR

SCHEDULE FORMING PART OF THE RECEIPTS AND PAYMENTS ACCOUNT

SCHEDULE XXIII: Academic Expenses

Amount in Rupees

PARTICULARS	Plan	Non Plan	Diphu Campus	Total
1. Admission Expenses		449,812.00	1,300.00	451,112.00
2. Examination Expenses		6,166,421.00	181,382.00	6,347,803.00
3. Student Welfare Expenses	23,129.00	18,300.00		41,429.00
4. Convocation		393,413.00		393,413.00
5. Honorarium to Guest Faculty & others	46,000.00	106,632.00		152,632.00
6. Expenses on University Journals, Newsletter etc.		60,872.00		60,872.00
7. Laboratory Expenses	551,407.00	2,286,328.00	18,811.00	2,856,546.00
8. Other Academic Expenses		1,485,255.00	51,036.00	1,536,291.00
9. Salary/Honorarium to MBA Deptt.	456,207.00	560,424.00		1,016,631.00
10. Unassigned Grant Expenses	446,014.00			446,014.00
11. Fellowship to M. Phil/Ph. D. Schollars	8,501,476.00			8,501,476.00
12. Net Coaching expenses of Minority Cell	137,959.00			137,959.00
13. Miscellaneous expenses	107,558.00			107,558.00
14. UGC Scholarship for Rank Holders	140,000.00			140,000.00
Total	10,409,750.00	11,527,457.00	252,529.00	22,189,736.00


FINANCE OFFICER


ASSAM UNIVERSITY, SILCHAR

SCHEDULE FORMING PART OF THE RECEIPTS AND PAYMENTS ACCOUNT

SCHEDULE XXIV: Administrative Expenses

Amount in Rupees

PARTICULARS	Plan	Diphu Campus	NLCPR	SOT	Non Plan	OBC	Total
A. Infrastructure							
a) Electricity charges	-	43,746.00	342,275.00	-	4,399,817.00	-	4,785,838.00
b) Water charges	-	180.00	-	-	408,500.00	-	408,680.00
c) Security Charges	-	366,646.00	-	-	3,224,324.00	-	3,590,970.00
d) Vehicle Running Expenses	-	105,078.00	-	-	1,437,810.00	-	1,542,888.00
e) Insurance	-	-	-	-	47,857.00	-	47,857.00
f) Generator Maintenance	-	39,276.00	-	-	218,428.00	-	257,704.00
g) Rent, Rates & Taxes	-	105,000.00	-	-	-	-	105,000.00
B. Communication							
a) Postage & Telegram	-	28,901.00	-	-	253,308.00	-	282,209.00
b) Telephones, Fax & Internet	-	104,519.00	-	-	874,542.00	-	979,061.00
C. Membership & Contribution to other Institutions							
D. Advertisement and Publicity							
E. Legal & Professional Expenses							
F. Others							
a) Printing and stationery (consumption)	-	308,474.00	-	-	1,818,695.00	526,996.00	2,654,165.00
b) Newspapers & periodicals	609.00	12,500.00	-	-	51,187.00	-	64,296.00
c) Health Centre & other Welfare Expenses	-	-	-	-	1,837.00	-	1,837.00
d) Bank charges	4,717.49	3,845.00	-	-	47,847.00	700.00	57,109.49
e) Meeting expenses	-	54,051.00	-	-	1,198,757.00	-	1,252,808.00
f) Selection Committee expenses for Recruitment	-	5,500.00	-	-	344,047.00	1,018,121.00	1,367,668.00
g) Labour Charges, Daily Wages & Contract Labour	39,381.00	66,633.00	-	-	1,790,822.00	-	1,896,836.00
h) Other Charges of Admn. Academic Departments	-	3,391.00	-	-	693,090.00	-	696,481.00
i) TA / DA to Staff & others	334,998.00	224,104.00	-	10,312.00	623,537.00	-	1,192,951.00
j) House Keeping Charges	-	-	-	523,361.00	2,051,877.00	-	2,575,238.00
k) Staff & Student amenities	-	-	-	-	103,549.00	-	103,549.00
l) Inauguration expenses	-	3,750.00	-	-	-	-	3,750.00
m) Other expenses	-	14,269.00	-	4,000.00	6,970.00	-	25,239.00
n) Building contingency	187,412.00	-	-	-	-	-	187,412.00
o) IOAC expenses	9,000.00	-	-	-	-	-	9,000.00
p) SC/ST cell other expenses	2,000.00	-	-	-	-	-	2,000.00
q) Cost of Fuel	-	-	-	-	1,688,910.00	-	1,688,910.00
r) MBA Special fund - Printing & Stationery	-	-	-	-	205,218.00	-	205,218.00
Total	578,117.49	1,489,863.00	342,275.00	644,128.00	22,209,810.00	1,545,817.00	26,810,010.49



FINANCE OFFICER

ASSAM UNIVERSITY, SILCHAR

SCHEDULE FORMING PART OF THE RECEIPTS AND PAYMENTS ACCOUNT

SCHEDULE XXV: Establishment Expenses

PARTICULARS	Amount in Rupees				
	Plan	Non Plan	School of Technology	Diphu Campus	Total
a) Salaries, wages and allowances	1,064,702.00	143,728,364.00	2,988,585.00	8,761,992.00	156,543,643.00
b) Contribution to Provident Fund		719,157.00			719,157.00
c) Contribution to New Pension Scheme		3,048,030.00		930,637.00	3,978,667.00
d) Ad-Hoc Bonus		880,304.00		985.00	881,289.00
e) LTC to Staff		655,062.00			655,062.00
f) Staff welfare, Medical re-imbusement, etc.		1,197,079.00		6,094.00	1,203,173.00
g) Consultancy charges, Honorarium/Overtime allowance to staff.	846,618.00	341,372.00	62,673.00	79,958.00	1,330,621.00
h) Retirement & Terminal Benefits		1,573,606.00			1,573,606.00
Total	1,911,320.00	152,142,974.00	3,051,258.00	9,779,666.00	166,885,218.00


FINANCE OFFICER

ASSAM UNIVERSITY, SILCHAR

SCHEDULE FORMING PART OF THE RECEIPTS AND PAYMENTS ACCOUNT

SCHEDULE XXVI: Repair and Maintenance

Particulars	Amount in Rupees			
	Plan	Non Plan	Diphu Campus	Total
A. Maintenance:				
a) Estate	-	1,864,112.00	19,350.00	1,883,462.00
b) Buildings	-	129,564.00	446,036.00	575,600.00
c) Electricals	-	445,833.00	-	445,833.00
d) Equipment	-	162,464.00	-	162,464.00
e) Computers	-	414,968.00	-	414,968.00
f) Vehicles	-	25,363.00	-	25,363.00
B. Renovation & Repairs:				
-Renovation & Repair of Buildings	4,091,295.00	-	-	4,091,295.00
Total	4,091,295.00	3,042,304.00	465,386.00	7,598,985.00


FINANCE OFFICER

ASSAM UNIVERSITY, SILCHAR

SCHEDULE FORMING PART OF THE RECEIPTS AND PAYMENTS ACCOUNT

SCHEDULE XXVII: Other Payments

PARTICULARS	Amount in Rupees
a) Outstanding liabilities:	
i) Capital expenditure	254.00
ii) Revenue expenditure	12,137,322.00
b) Expenditure on sponsored projects	5,586,378.00
c) Imprest	14,940.00
d) Hostel Maintenance Fund	105,435.00
e) Group Savings Linked Insurance Scheme	15,116.00
f) Prior period expenses	309,621.00
g) Prepaid Expenses	208,887.00
h) Security Deposit	546,940.00
Total	18,924,893.00


FINANCE OFFICER

ASSAM UNIVERSITY, SILCHAR
GENERAL PROVIDENT FUND ACCOUNT
BALANCE SHEET AS ON 31-03-2009

Liabilities		Current year	Previous year	Assets	
		Current year	Previous year	Current year	Previous year
Fund Account:					
Opening Balance			32,665,078.88	Closing Balance	
1) Savings Account	39,883,339.88			1) Savings Bank	6,274,140.09
2) Investment in TDR and SBI Bonds				2) Investment in TDR and RBI Bonds	39,653,767.00
Add,					
Subscription and recovery of advance	10,579,630.00		8,218,990.00		
Interest credited to Members Account	3,848,066.00		3,199,896.00	Interest on Investment Accrued but not due	9,600,446.00
		54,311,035.88	44,083,964.88		6,210,164.00
Less,					
Advances	2,619,009.00		2,150,080.00		
Withdrawal	2,015,000.00		1,750,000.00		
Final Payments	140,026.00	4,774,035.00	300,545.00		
			4,200,625.00		
Balance		49,537,000.88	39,883,339.88		
Current liabilities		48,068.00			
Interest Reserve	6,341,029.21		6,341,029.21		
Less deficit as per Income & Expenditure A/c.	397,745.00				
		5,943,284.21			
TOTAL		55,528,353.09	46,224,369.09	TOTAL	55,528,353.09


FINANCE OFFICER

ASSAM UNIVERSITY, SILCHAR
GENERAL PROVIDENT FUND ACCOUNT
INCOME & EXPENDITURE ACCOUNT FOR THE YEAR ENDED 31-03-2009

Amount in Rupees


Expenditure	Current year	Previous Year	Income	Current year	Previous Year
Interest credited to members Account	3,848,066.00	3,199,896.00	Interest on investment		107,760.00
Bank Charges	757.00	365.00	Interest on Savings Account	60,796.00	28,459.00
Prior Period Expenses		36,279.00	Interest Accrued but not due	3,390,282.00	2,674,616.00
			Incentive on Investment		
			Excess of expenditure over income transferred to Interest Reserve	397,745.00	425,705.00
TOTAL	3,848,823.00	3,236,540.00	TOTAL	3,848,823.00	3,236,540.00


 FINANCE OFFICER

ASSAM UNIVERSITY, SILCHAR
GENERAL PROVIDENT FUND ACCOUNT
RECEIPTS & PAYMENTS ACCOUNT FOR THE YEAR ENDED 31-03-2009


Amount in Rupees

Receipts	Current year	Previous year	Payments	Current year	Previous year
Opening Balance:					
Savings Bank Balance	1,360,438.09	750,258.09	GPF Advance	2,619,009.00	2,150,080.00
Investment in Term Deposits			GPF Withdrawal	2,015,000.00	1,750,000.00
Subscription and Recovery of Advance	10,627,698.00	8,218,990.00	GPF final Payment	140,026.00	300,545.00
Interest on Investment:			Remittance to other organisations		
Interest on Savings Account	60,796.00	28,459.00	Bank Charges	757.00	365.00
			Interest earned on Investment (Refund)		36,279.00
			Investment	1,000,000.00	3,400,000.00
			Closing Balance:		
			Savings Bank Balance	6,274,140.09	1,360,438.09
			Investment in Term Deposits		
TOTAL	12,048,932.09	8,997,707.09	TOTAL	12,048,932.09	8,997,707.09


 FINANCE OFFICER

**ASSAM UNIVERSITY, SILCHAR
CONTRIBUTORY PROVIDENT FUND ACCOUNT
BALANCE SHEET AS ON 31-03-2009**

		<i>Amount in Rupees</i>			
Liabilities		Current year	Previous year	Assets	
		Current year	Previous year	Current year	Previous year
Fund Account:			12,378,899.78	Investment in Term Deposits & RBI Bonds	15,595,276.00
Opening Balance	14,894,389.78		1,271,520.00	Balance in Savings Bank	1,902,563.58
Add,			664,573.00	Interest on Investment Accrued but not due	3,186,469.00
Subscription and recovery of advance	1,372,453.00		1,149,397.00	Receivable from GP Fund	37,000.00
University's Contribution	707,891.00		15,464,389.78		
Interest credited to Members Account	1,374,093.00	18,348,826.78			
			570,000.00		
Less,			14,894,389.78		
Advance, Withdrawal & Final Payments	462,397.00	17,886,429.78			
Balance			2,625,424.80		
Interest Reserve:			180,793.00		
Opening Balance	2,806,217.80				
Add, Excess of income over expenditure during the year	17,395.00	2,823,612.80			
			11,266.00		
Excess contribution to be adjusted		11,266.00			
TOTAL		20,721,308.58	17,700,607.58	TOTAL	20,721,308.58 17,700,607.58


FINANCE OFFICER

**ASSAM UNIVERSITY, SILCHAR
CONTRIBUTORY PROVIDENT FUND ACCOUNT
INCOME & EXPENDITURE ACCOUNT FOR THE YEAR ENDED 31-03-2009**

		<i>Amount in Rupees</i>			
Expenditure	Current Year	Previous Year	Income	Current Year	Previous Year
Bank Charges		150.00	Interest on investment	0.00	209,669.00
Interest on investment adjustment for wrong entry in p/y	297,000.00		Interest on Savings Account	39,724.00	28,822.00
Interest Credited to members	1,374,093.00	1,149,397.00	Interest Accrued on Investments	1,648,764.00	1,091,849.00
Excess of Income over Expenditure transferred to Interest Reserve	17,395.00	180,793.00			
TOTAL	1,688,488.00	1,330,340.00	TOTAL	1,688,488.00	1,330,340.00


FINANCE OFFICER

**ASSAM UNIVERSITY, SILCHAR
CONTRIBUTORY PROVIDENT FUND ACCOUNT
RECEIPTS & PAYMENTS ACCOUNT FOR THE YEAR ENDED 31-03-2009**

Receipts			Payments	(Amount in Rupees)	
	Current year	Previous year		Current year	Previous year
Opening Balance:					
Savings Balance	1,470,626.58	571,597.58	CPF final Payment	250,597.00	
Subscription and Recovery of Advance	1,335,453.00	1,266,520.00	CPF Withdrawal	75,000.00	450,000.00
CPF Subscription wrongly received in GPF, since received from GPF		5,000.00	CPF Advance	136,800.00	100,000.00
University's contribution	707,891.00	664,573.00	CPF Advance wrongly paid from GPF initially now reimbursed to GPF		20,000.00
Excess Contribution by the Univ.	11,266.00		Investment in Term Deposits	1,200,000.00	2,000,000.00
Encashment of TDR:	0.00	1,504,264.00	Bank Charges		150.00
Interest on Savings Account	39,724.00	28,822.00	Closing Balance:		
TOTAL	3,564,960.58	4,040,776.58	Savings Bank Balance	1,902,563.58	1,470,626.58
			TOTAL	3,564,960.58	4,040,776.58


FINANCE OFFICER

69

**ASSAM UNIVERSITY, SILCHAR
NEW PENSION SCHEME ACCOUNT
BALANCE SHEET AS ON 31-03-2009**

Liabilities			Assets	(Amount in Rupees)	
	Current year	Previous year		Current year	Previous year
Fund Account:			Investment in Term Deposits	10,338,513.00	7,338,513.00
Opening Balance	10,996,345.00	6,166,976.00	Current Assets		
Add:			Contributions due from University		
Subscription from members	3,788,729.00	2,047,287.00	Interest on Investment Accrued but not due	1,305,799.000	317,727.00
Contribution from University	3,783,501.00	2,142,987.00	Balance in Savings Bank	7,622,035.00	2,980,325.00
Interest credited to members accounts during the year	1,245,617.00	639,095.00	Subscriptions receivable from GPF	2,128.00	
Less withdrawal	19,814,192.00		Interest shortfall due from University		
	7,356.00	10,996,345.00	Opening Balance	359,780.00	359,780.00
Excess contribution from university to be adjusted	19,806,836.00		Addition during the year	183,307.00	
	4,726.00		TOTAL	19,811,562.00	10,996,345.00
TOTAL	19,811,562.00	10,996,345.00			

INCOME & EXPENDITURE ACCOUNT FOR THE YEAR ENDED 31-03-2009

Expenditure			Income	(Amount in Rupees)	
	Current Year	Previous Year		Current Year	Previous Year
Bank Charges	1,136.00		Interest on Savings Account	73,246.00	17,247.00
Interest Credited to members	1,245,617.00	639,095.00	Interest on Investments	0.00	218,513.00
			Subscriptions receivable from GPF	2,128.00	0.00
			Interest on Investments accrued but not due	988,072.00	317,727.00
			Interest shortfall due from University	183,307.00	85,608.00
TOTAL	1,246,753.00	639,095.00	TOTAL	1,246,753.00	639,095.00

RECEIPTS & PAYMENTS ACCOUNT FOR THE YEAR ENDED 31-03-2009

Receipts			Payments	(Amount in Rupees)	
	Current Year	Previous Year		Current Year	Previous Year
Opening Balance:			Investment in Term Deposits	3,000,000.00	3,550,000.00
Savings Bank Account	2,980,325.00	646,777.00	Bank Charges	1,136.00	
Subscriptions from members	3,788,729.00	2,047,287.00	Withdrawal	7,356.00	
Contribution from University	3,783,501.00	3,819,014.00	Closing Balance:		
Excess Contribution from University	4,726.00	17,247.00	Savings Bank Account, Diphu Campus	62,122.00	
Interest on Savings Bank Account	73,246.00		Savings Bank Account, Sil Campus	7,559,913.00	2,980,325.00
TOTAL	10,630,527.00	6,530,325.00	TOTAL	10,630,527.00	6,530,325.00


FINANCE OFFICER

70